

**1972**

**TRIUMPH**

**REPLACEMENT  
PARTS  
CATALOGUE**

**FOR 1972**

**BONNEVILLE T120R, T120RV**

**TIGER 650 TR6R, TR6RV**

**TROPHY 650 TR6C, TR6CV**


**TRIUMPH ENGINEERING COMPANY LIMITED  
MERIDEN WORKS · ALLESLEY · COVENTRY CV5 9AU · ENGLAND**

**TELEPHONE COVENTRY 20221  
MERIDEN 331**

**TELEGRAMS "TRUSTY" COVENTRY  
TELEX "TRUSTY" 31305**


# INDEX

	Page		Page
AIR CLEANER ... ..	77	KICKSTARTER ... ..	47
ALTERNATOR ... ..	11, 51	MANIFOLD ... ..	17
AUTO-ADVANCE UNIT ... ..	39	MOTOR PLATES ... ..	57
BATTERY CARRIER ... ..	93	MOTOR TORQUE STAY ... ..	57
BRAKE SWITCH ... ..	57	MUFFLERS ... ..	59, 61, 63
BREATHER PIPES ... ..	53	OIL PUMP ... ..	17
CAMSHAFT, INLET AND EXHAUST	11	OIL PIPES ... ..	53
CARBURETOR ... ..	35, 37	OIL PRESSURE RELEASE VALVE ... ..	17
CARTON PACKS ... ..	7	PISTONS ... ..	11
CENTRE STAND ... ..	53	PROP STAND ... ..	53
CHAINS ... ..	51	PUSH RODS ... 19, 21, 23, 25, 27, 29, 31, 33	
CHAINCASE ... ..	51	REAR WHEEL ... ..	73
CLUTCH ... ..	49	RECTIFIER ... ..	89
CLUTCH LEVER ASSEMBLY ... ..	47	ROCKERS ... 19, 21, 23, 25, 27, 29, 31, 33	
COIL ... ..	89	SIDE PANEL ... ..	77
CONDENSER PACK ... ..	89	SPARK PLUG ... ..	89
CONNECTING RODS ... ..	11	SPEEDOMETER ... ..	87
CONTACT BREAKER ... ..	39	SPEEDOMETER GEARBOX ... ..	73
CONTROL CABLES ... ..	83	STEERING DAMPER ... ..	69
CONTROL LEVERS ... ..	81	SUSPENSION UNITS ... ..	55
CRANKCASE ... ..	13, 15	SWINGING FORK ... ..	55
CRANKCASE UNDERSHIELD ... ..	63	SWITCHES ... ..	81, 91
CRANKSHAFT ... ..	11	TABLE OF STANDARD HARDWARE	94, 95
CYLINDERS ... 19, 21, 23, 25, 27, 29, 31, 33		TACHOMETER ... ..	87
CYLINDER HEAD 19, 21, 23, 25, 27, 29, 31, 33		TACHOMETER GEARBOX ... ..	87
EXHAUST PIPES ... ..	59, 61, 63	TAIL LAMP ... ..	79
FENDERS ... ..	79	TAPPETS ... ..	17
FIVE SPEED GEARBOX ... ..	45	TIMING GEARS ... ..	11
FLASHERS ... ..	89, 91	TOOLKIT ... ..	85
FOOTRESTS ... ..	57, 63	TWIN SEAT ... ..	75
FRAME ... ..	53	VALVES ... ..	19, 21, 23, 25, 27, 29, 31, 33
FRONT FORKS ... ..	65, 67	VALVE GUIDES 19, 21, 23, 25, 27, 29, 31, 33	
FRONT WHEEL ... ..	71	WIRING HARNESS ... ..	91
GAS TANK ... ..	75	ZENER DIODE ... ..	89
GEARBOX ... ..	41, 43, 45, 47		
HANDLEBAR ... ..	81		
HANDLEBAR MOUNTINGS ... ..	69		
HEADLAMP ... ..	91, 93		
HORN ... ..	89		




**TIGER 650 (TR6R) (TR6RV-5 SPEED) TECHNICAL DATA**

<b>Bore and Stroke</b>	...	...	...	...	...	...	...	...	71×82 mm. 2.79×3.23 ins.
<b>Capacity</b>	...	...	...	...	...	...	...	...	649 c.c. (40 cu. ins.)
<b>Compression ratio</b>	...	...	...	...	...	...	...	...	9 : 1
<b>Spark plugs</b>	...	...	...	...	...	...	...	...	Champion N3
<b>Carburetor</b>	...	...	...	...	...	...	...	...	Amal Concentric 930
								Main jet	230
								Needle jet	.106
								Throttle valve	No. 3½
<b>Gearbox sprocket</b>	...	...	...	...	...	...	...	...	19 teeth
<b>Chains</b>	...	...	...	...	...	...	...	Front	¾" Duplex × 84 links
								Rear	⅝" × ⅜" × 106 links
<b>Capacities</b>	...	...	...	...	...	...	...	Gas Tank	3.6 U.S. galls.
								Oil Tank	4.8 U.S. pints.
								Gearbox	⅞ pint (500 c.c.)
								Primary Chaincase	¼ pint (150 c.c.)
								Primary Chaincase	¼ pint (150 c.c.)
								Front Forks (each leg)	⅓ pint (190 c.c.)
<b>Brakes</b>	...	...	...	...	...	...	...	Front, diameter...	8" (20.32 cm.)
								Rear, diameter	7" (17.78 cm.)
<b>Tire size</b>	...	...	...	...	...	...	...	Front	3.25×19
								Rear	4.00×18



**TROPHY 650 (TR6C) (TR6CV-5 SPEED) TECHNICAL DATA**

<b>Bore and stroke...</b>	...	...	...	...	...	...	...	...	...	71 x 82 mm. 2.79 x 3.23 ins.
<b>Capacity ...</b>	...	...	...	...	...	...	...	...	...	649 c.c. (40 cu. ins.)
<b>Compression ratio ...</b>	...	...	...	...	...	...	...	...	...	9 : 1
<b>Spark plugs ...</b>	...	...	...	...	...	...	...	...	...	Champion N3
<b>Carburetor ...</b>	...	...	...	...	...	...	...	...	...	Amal Concentric 930
										Main jet ... 230
										Needle jet ... .106
										Throttle valve ... No. 3½
<b>Gearbox sprocket ...</b>	...	...	...	...	...	...	...	...	...	18 teeth
<b>Chains ...</b>	...	...	...	...	...	...	...	...	...	Front ... ¾" Duplex x 84 links
										Rear ... 5/8" x 3/8" x 106 links
<b>Capacities ...</b>	...	...	...	...	...	...	...	...	...	Gas Tank ... 3.6 U.S. galls.
										Oil Tank ... 4.8 U.S. pints
										Gearbox ... 7/8 pint (500 c.c.)
										Primary Chaincase ... ½ pint (150 c.c.)
										Front Forks (each leg) ... 1/3 pint (190 c.c.)
<b>Brakes ...</b>	...	...	...	...	...	...	...	...	...	Front, diameter... 8" (20.32 cm.)
										Rear, diameter ... 7" (17.78 cm.)
<b>Tire size ...</b>	...	...	...	...	...	...	...	...	...	Front ... 3.25 x 19
										Rear ... 4.00 x 18



### BONNEVILLE (T120R) (T120RV - 5 SPEED) TECHNICAL DATA

<b>Bore and stroke...</b>	...	...	...	...	...	...	...	...	...	71 × 82 mm.
										2.79 × 3.23 ins.
<b>Capacity</b>	...	...	...	...	...	...	...	...	...	649 c.c. (40 cu. ins.)
<b>Compression ratio</b>	...	...	...	...	...	...	...	...	...	9 : 1
<b>Spark plugs</b>	...	...	...	...	...	...	...	...	...	Champion N3
<b>Carburetors</b>	...	...	...	...	...	...	...	...	...	2 Amal Concentric 930
										Main jet ... 190
										Needle jet ... -106
										Throttle valve ... No. 3
<b>Gearbox sprocket</b>	...	...	...	...	...	...	...	...	...	19 teeth
<b>Chains</b>	...	...	...	...	...	...	...	...	...	$\frac{3}{8}$ " Duplex × 84 links
										Rear ... $\frac{5}{8}$ " × $\frac{3}{8}$ " × 106 links
<b>Capacities</b>	...	...	...	...	...	...	...	...	...	Gas Tank ... 3.6 U.S. galls.
										Oil Tank ... 4.8 U.S. pints.
										Gearbox ... $\frac{7}{8}$ pint (500 c.c.)
										Primary Chaincase ... $\frac{1}{4}$ pint (150 c.c.)
										Front Forks (each leg) ... $\frac{1}{8}$ pint (199 c.c.)
<b>Brakes</b>	...	...	...	...	...	...	...	...	...	Front, diameter... 8" (20.32 cm.)
										Rear, diameter ... 7" (17.78 cm.)
<b>Tire size</b>	...	...	...	...	...	...	...	...	...	Front ... 3.25 × 19
										Rear ... 4.00 × 18

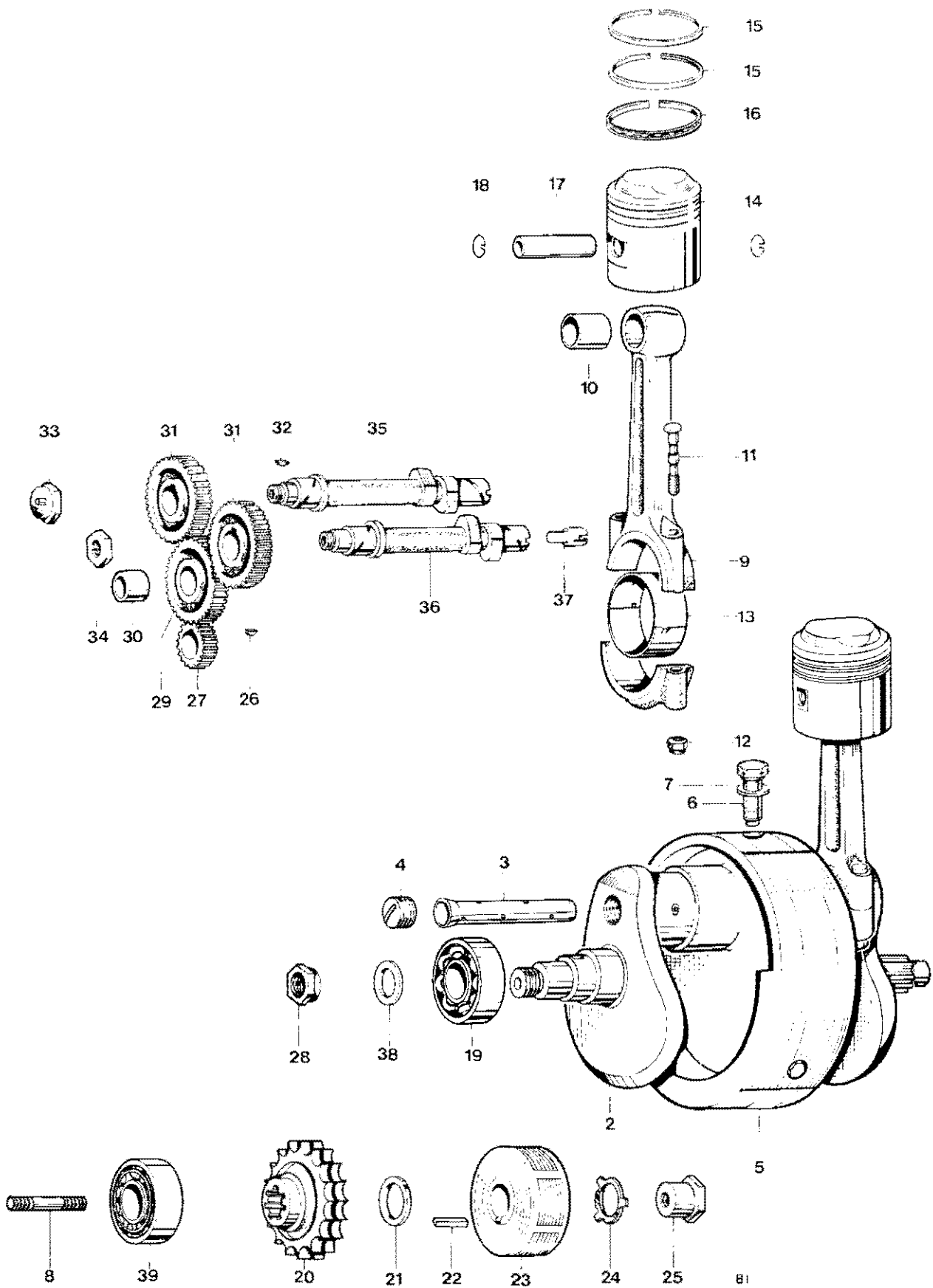


Fig. 1. CRANKSHAFT AND CONNECTING RODS

### CRANKSHAFT AND CONNECTING RODS

1	E13054	CRANKSHAFT AND FLYWHEEL ASSEMBLY (METRIC)	1	
2	E13097	CRANKSHAFT C/W. OIL TUBE	1	
3	E3903	Oil tube	1	
4	E12800	Screwed plug	1	
5	E12425	Flywheel	1	
6	*E12799	Flywheel bolt	3	
7	E11003	Washer	3	
8	E3114	Crankshaft stud (1 $\frac{3}{8}$ in. O.A.)	1	
9	E9525	CONNECTING ROD	2	
10	E1511	Small end bush	2	
11	E6576	Connecting rod bolt	4	
12	D3761	Self locking nut	4	
13	E3586	Big end bearing (Available in —.010 in. and —.020 in. undersizes)	4	
14	E9488	PISTON COMPLETE 9 : 1 C.R.	2	
15	E6864	Taper compression ring	4	
16	E6865	Oil control ring	2	
17	E6861	Gudgeon pin (short)	2	
18	WE479	Circlip	4	
19	E3835	Main bearing, right (metric)	1	
20	E12662	Motor sprocket, 29 teeth Duplex	1	
21	E4573	Distance piece	1	
22	E10082	Rotor key	1	
23	54213901	Rotor (99-0739)	1	
24	E3975	Tab washer	1	
25	E3977	Nut	1	
26	E1580	Key	1	
27	E4564	Timing pinion	1	
28	E12877	Nut	1	
29	E6159	INTERMEDIATE WHEEL	1	
30	E400	Intermediate wheel bush	1	
31	E12719	Camshaft pinion	2	
32	E1558	Camshaft key	2	
33	E11007	Inlet camshaft nut	1	
34	E6523	Exhaust camshaft nut	1	
35	E11063	Inlet camshaft,	1	
36	E9989	EXHAUST CAMSHAFT	1	
37	E9988	Tachometer drive plug	1	
38	E3300	Clamping washer	1	
39	E2879	Main bearing, left (metric)	1	
Not illus.	E12663	Spacer	1	
Not illus.	E8038	Shim (0.010 in.)	} Engine sprocket	As required (up to 4)
Not illus.	E12660	Shim (0.030 in.)		

\* Use D524 Loctite Sealant

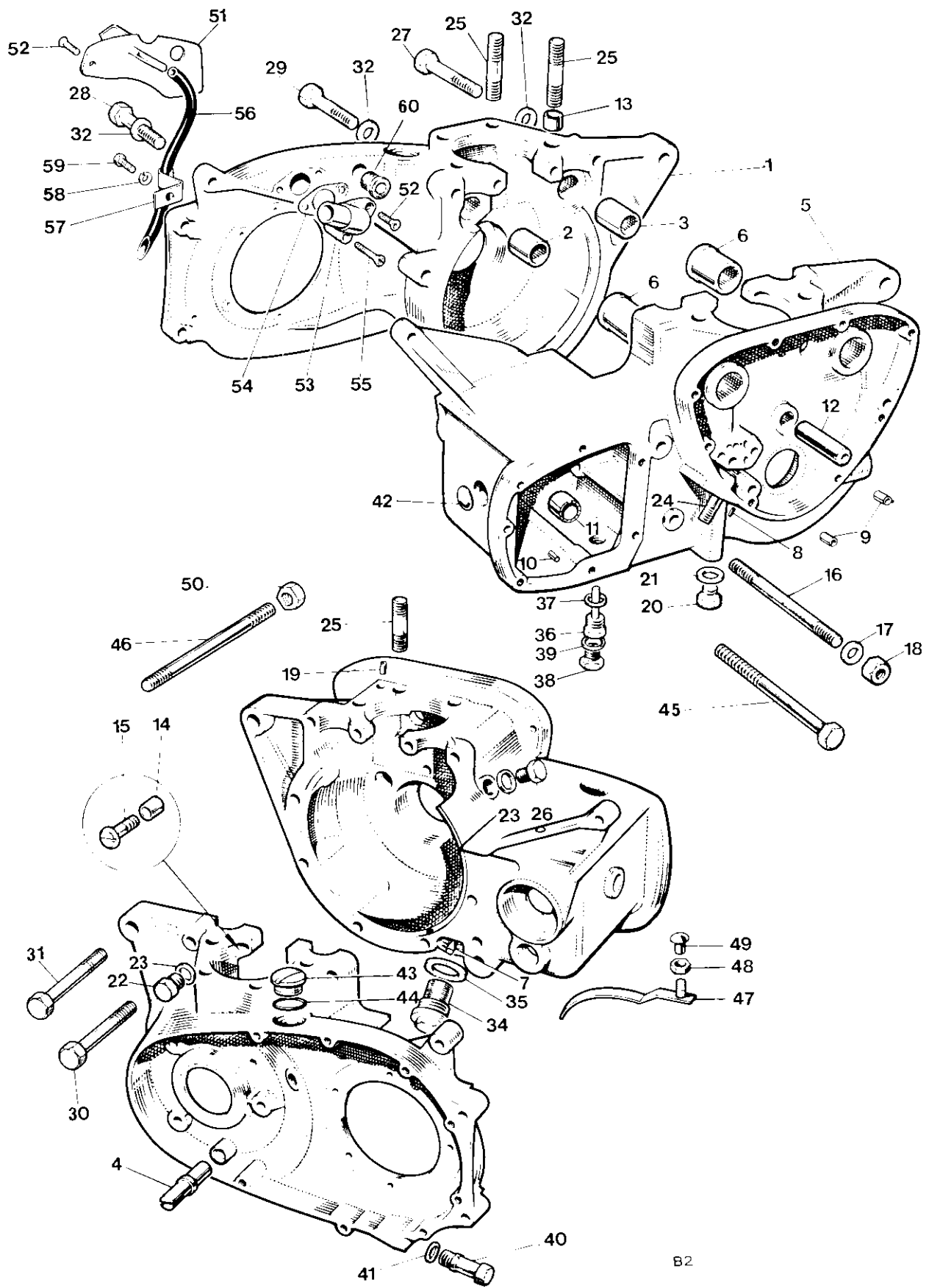


Fig. 2. CRANKCASE



Ref. No.	Part No.	DESCRIPTION	QUANTITY	REMARKS
<b>CRANKCASE</b>				
1	E11266	CRANKCASE DRIVE SIDE ... ..	1	
2	E10287	Camshaft bush ... ..	1	
3	E10287	Camshaft bush ... ..	1	
4	E5976	Chain tensioner abutment ... ..	1	
5	E13098	CRANKCASE TIMING SIDE ... ..	1	
6	E10286	Camshaft bush ... ..	2	
7	E4538	Scavenge pipe ... ..		Reference only
8	E6386	Locating peg (at oil pipes) ... ..		Reference only
9	T989	Hollow dowel ... ..	2	
10	T912	Locating peg (L/S at thrust washer) ... ..	1	
11	T1606	Needle roller bearing, layshaft ... ..	1	
12	E375	Intermediate wheel spindle ... ..	1	
13	E8751	Hollow dowel ... ..	1	
14	E3716	Hollow dowel ... ..	1	} Not required on later models
15	S1873	Screw ... ..	2	
16	14-1445	Stud ... ..	1	
17	S25-2	Plain washer ... ..	2	
18	14-0303	Nut ... ..	2	
19	E1532	Hollow dowel, tappet oil feed ... ..	2	
20	E9330	Oilway plug ... ..	1	
21	F1880	Copper washer ... ..	1	
22	S1871	Tachometer drive plug (L.H. thread) ... ..	1	
23	E8896	Fibre washer ... ..	2	
24	S1863	Oil pipe stud ... ..	1	
25	S1865	Cylinder stud ... ..	8	
26	S1872	Plug, timing hole ... ..	1	
27	S1870	Bolt ... ..	1	
28	14-6220	Bolt ... ..	1	
29	14-6223	Bolt ... ..	1	
30	14-0230	Bolt ... ..	1	
31	S1823	Bolt ... ..	2	(TR6C 3 off)
32	D2330	Plain washer ... ..	10	(TR6C 7 off)
33	14-1302	Nut ... ..	5	(TR6C 4 off)
34	E9336	Crankcase filter... ..	1	
35	E5315	Joint washer ... ..	1	
36	T2167	Drain plug (with level tube) ... ..	1	
37	T1257	Fibre washer ... ..	1	
38	S543	Level plug UN ... ..	1	
39	E2441	Copper washer ... ..	1	
40	T2259	Drain and adjuster plug ... ..	1	
41	T1738	Fibre washer ... ..	1	
42	T1920	Blanking plug ... ..		Reference only
43	T2166	Filler plug UN ... ..	2	
44	E8782	"O" ring ... ..	2	
45	14-6242	Bolt ... ..	1	
46	S669	Stud ... ..	1	(Except TR6C)
47	E8892	Protection blade ... ..	1	
48	14-1301	Self locknut UN ... ..	1	
49	E7573	Rubber plug (for protection blade stud hole) ... ..	1	
50	14-0402	Nut, exhaust ties ... ..	2	(Except TR6C)
51	E11072	Breather cover plate assembly ... ..	1	
52	E11075	Screw ... ..	1	

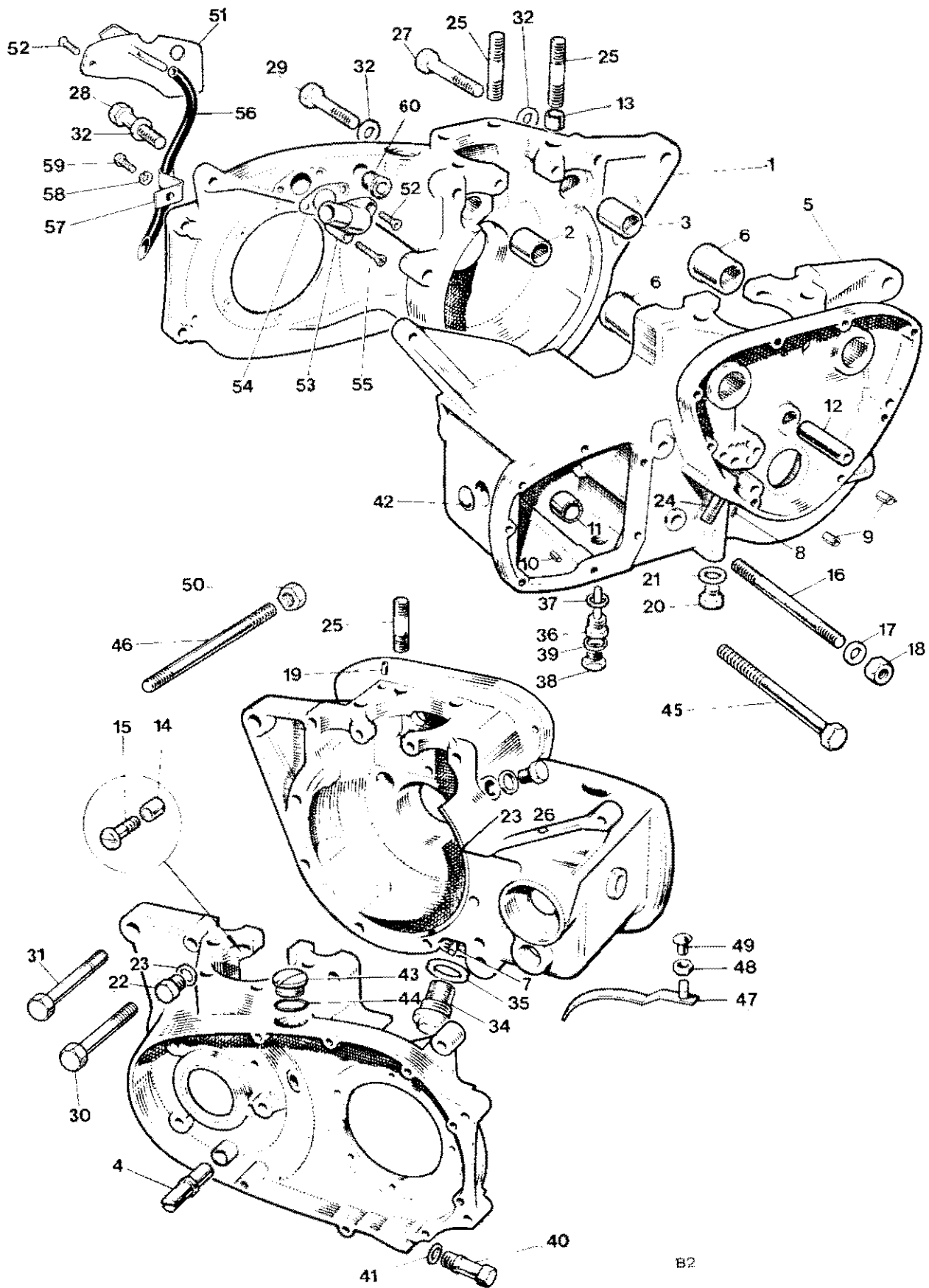


Fig. 2. CRANKCASE

Ref. No.	Part No.	DESCRIPTION	QUANTITY	REMARKS
----------	----------	-------------	----------	---------

**CRANKCASE (continued)**

53	E9335	Outlet stub ... ..	1	
54	E11460	Joint washer ... ..	1	
55	E11077	Screw ... ..	2	
56	E11078	Tube, primary chain oiler ... ..	1	
57	E4705	Clip ... ..	1	
58	S26-2	Spring washer ... ..	1	
59	14-0101	Bolt ( $\frac{7}{8}$ in. U.H.) ... ..	1	
60	E11345	Grommet, alternator leads—external ... ..	1	

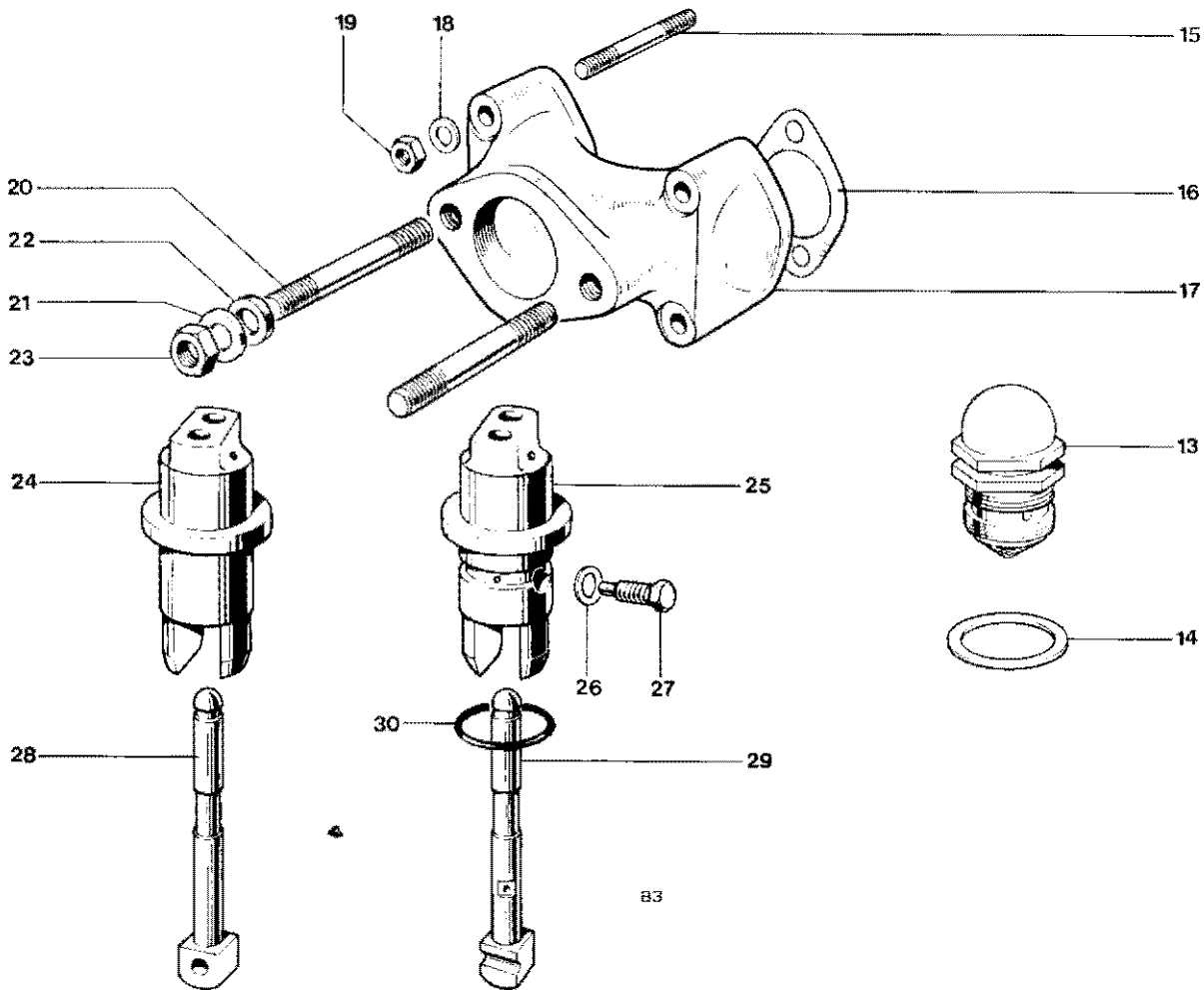
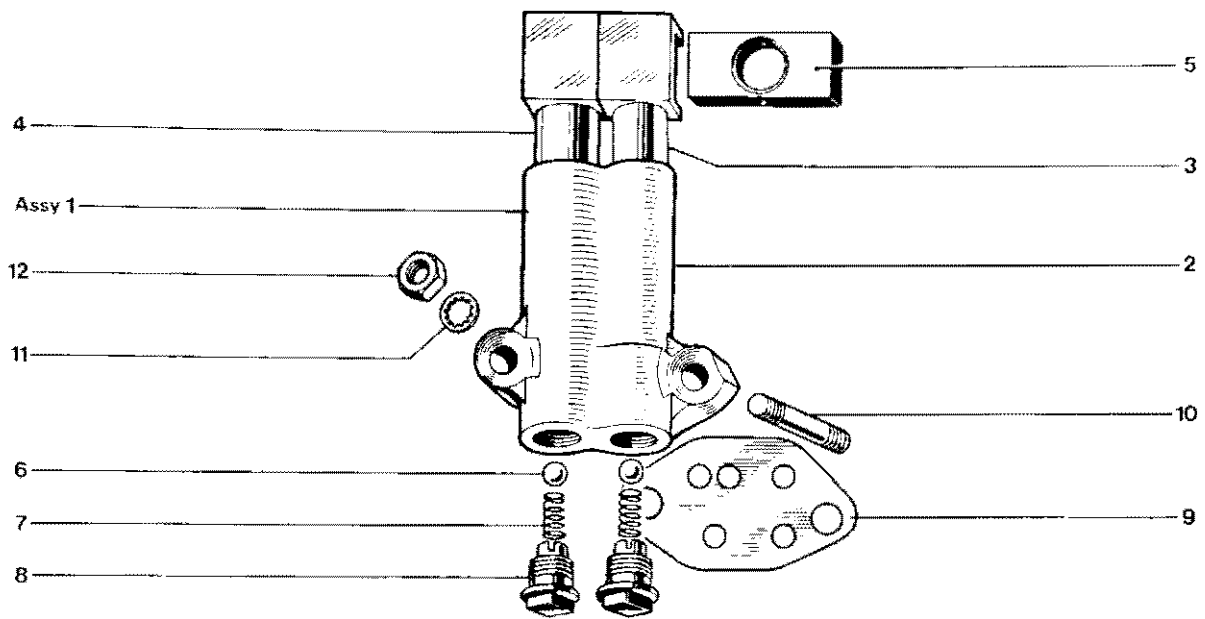


Fig. 3. OIL PUMP, RELEASE VALVE, MANIFOLD AND TAPPETS

**OIL PUMP, RELEASE VALVE, MANIFOLD AND TAPPETS**

1	E9421	OIL PUMP	1	
2	Reference only	Pump body...	1	
3	E9269	Feed plunger	1	
4	E6681	Scavenger plunger	1	
5	E495	Drive block	1	
6	S70-7	Valve ball ( $\frac{7}{32}$ in. dia.)	2	
7	E403	Valve spring	2	
8	E2360	Screwed plug	2	
9	E11461	Joint washer	1	
10	S1864	Oil pump stud	2	
11	E3887	Serrated washer	2	
12	S1906	Nut	2	
13	E6595	Oil release valve	1	
14	E1670	Fibre washer	1	
Not illus.	E8754	Joint washer, release valve cap to body	Available	
15	S1876	Stud	4	} TR6
16	E5660	Joint washer	2	
17	E9973	Inlet manifold	1	
18	S25-13	Plain washer	4	
19	S1877	Nut	4	
20	S1996	Stud	2	
21	E9555	Cup	2	
22	E9554	"O" ring	2	
23	14-1301	Nut	2	
24	E9352	Inlet tappet guide	1	
25	E9353	Exhaust tappet guide	1	
26	E1612	Copper washer	2	
27	H200	Set bolt	2	
28	E3059R	Inlet tappet	2	
29	E8801	Exhaust tappet	2	
30	E7563	'O' ring	2	

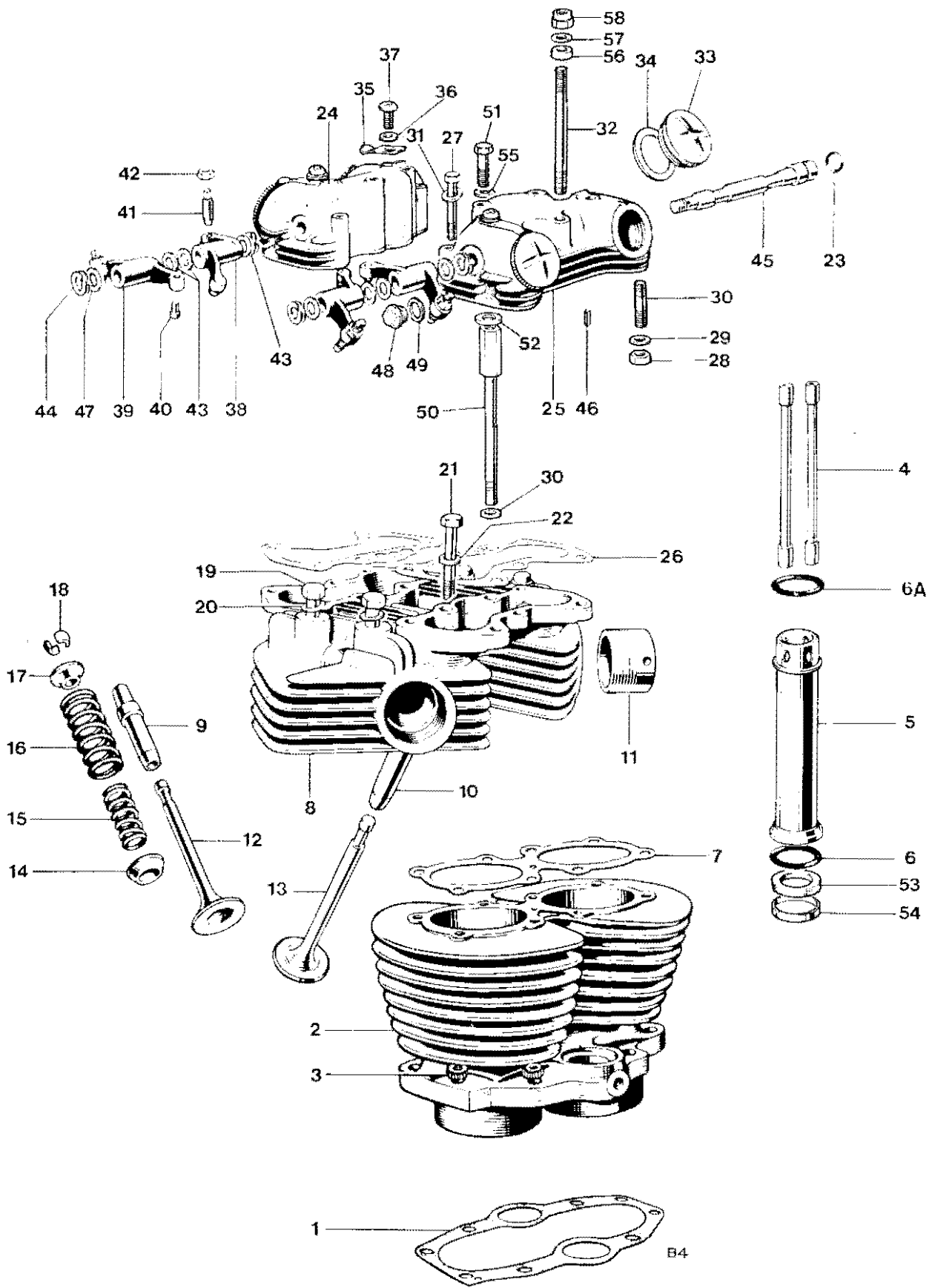


Fig. 4. CYLINDER BLOCK AND HEAD, TR6R, TR6C (EARLIER MODELS)

**CYLINDER BLOCK AND HEAD, TR6R, TR6C (EARLIER MODELS)**

1	E6309	Cylinder base washer ... ..	1	
2	E6304	Cylinder block ... ..	1	
3	S692	Cylinder base nut ... ..	8	
4	E2620	Push rod ... ..	4	
5	E12575	Cover tube ... ..	2	
6	E7310	"O" ring, push rod cover tube (bottom) ... ..	2	
6a	E11283	"O" ring, push rod cover tube (top) ... ..	2	
7	E4547	Cylinder head gasket ... ..	1	
8	E12354	CYLINDER HEAD c/w GUIDES ... ..	1	
9	E2899	Inlet valve guide ... ..	2	
10	E2900	Exhaust valve guide ... ..	2	
11	E9516	Exhaust pipe adaptor ... ..	2	
12	E4603	Inlet valve ... ..	2	
13	E2904	Exhaust valve ... ..	2	
14	E6439	Bottom cup ... ..	4	
15	E4221	Inner valve spring (red spot) ... ..	4	
16	E7400	Outer valve spring (green spot) ... ..	4	
17	E1543	Top collar ... ..	4	
18	99-0062	Split cotter ... ..	8	
19	E327	Cylinder head bolt ... ..	4	
20	F2184	Plain washer ... ..	4	
21	E4771	Bolt ... ..	1	
22	S25-3	Plain washer ... ..	1	
23	D3548	Sealing ring ... ..	2	
24	E12350	Inlet rocker box ... ..	1	
25	E12351	Exhaust rocker box ... ..	1	
26	E12599	Joint washer ... ..	2	
27	S1875	Rocker box bolt ... ..	4	
28	14-0301	Rocker box nut ... ..	6	
29	E3302	Plain washer ... ..	6	
30	14-1401	Rocker box stud ... ..	6	
31	S25-13	Plain washer ... ..	4	
32	14-1435	Cylinder head stud (for torque stay) ... ..	2	
33	E4610	Inspection cap ... ..	4	
34	E3751	Joint washer ... ..	4	
35	E4609	Locking spring ... ..	4	
36	WE170	Fibre washer ... ..	4	
37	14-2203	Screw ... ..	4	
38	E1457	ROCKER (right exhaust, left inlet) ... ..	2	
39	E1458	ROCKER (left exhaust, right inlet) ... ..	2	
40	E10070	Rocker ball pin ... ..	4	
41	E1513	Rocker adjusting pin ... ..	4	
42	E470	Adjuster lock nut ... ..	4	
43	E1575	Thrust washer, 1/2 in. ... ..	6	
44	E1574	Spring washer ... ..	4	
45	E1512	Rocker spindle ... ..	2	
46	E12361	Dowel, rocker box ... ..	4	
47	E1330	Thrust washer, 3/8 in. ... ..	2	
48	E12079	Access plug ... ..	4	
49	E12080	Washer ... ..	4	
50	E12888	Bolt, cylinder head ... ..	4	
51	E12889	Bolt, rocker box ... ..	4	

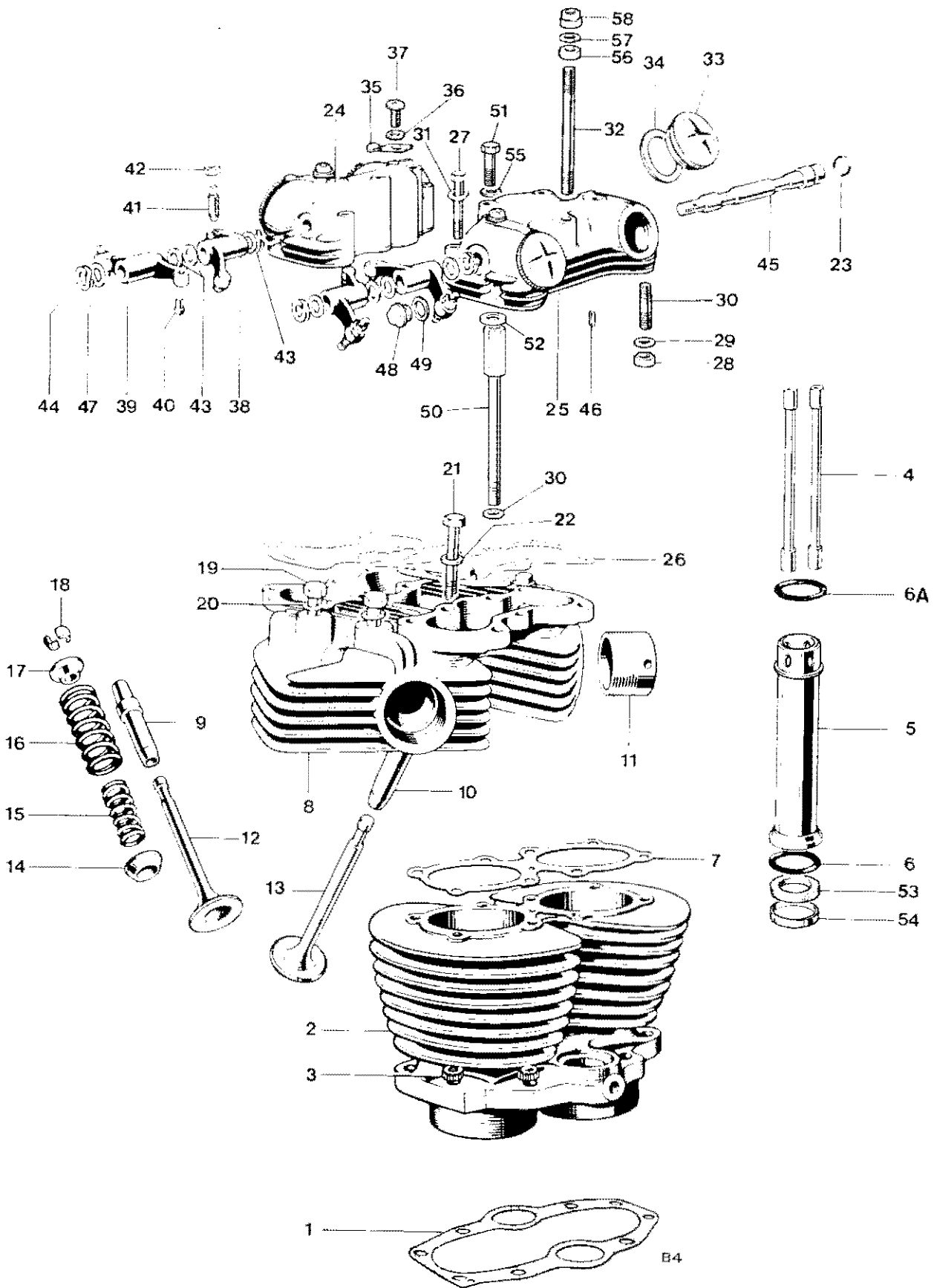


Fig. 4. CYLINDER BLOCK AND HEAD, TR6R, TR6C (EARLIER MODELS)



**CYLINDER BLOCK AND HEAD, TR6R, TR6C (EARLIER MODELS)**  
(continued)

52	E12598	Spacer ... ..	4	
53	E4752	Sealing ring ... ..	2	
54	E11707	Sleeve ... ..	2	
55	D2332	Washer ... ..	4	
56	E12597	Distance piece	} For torque stay	2
57	D2331	Washer		2
58	14-1303	Nut		2

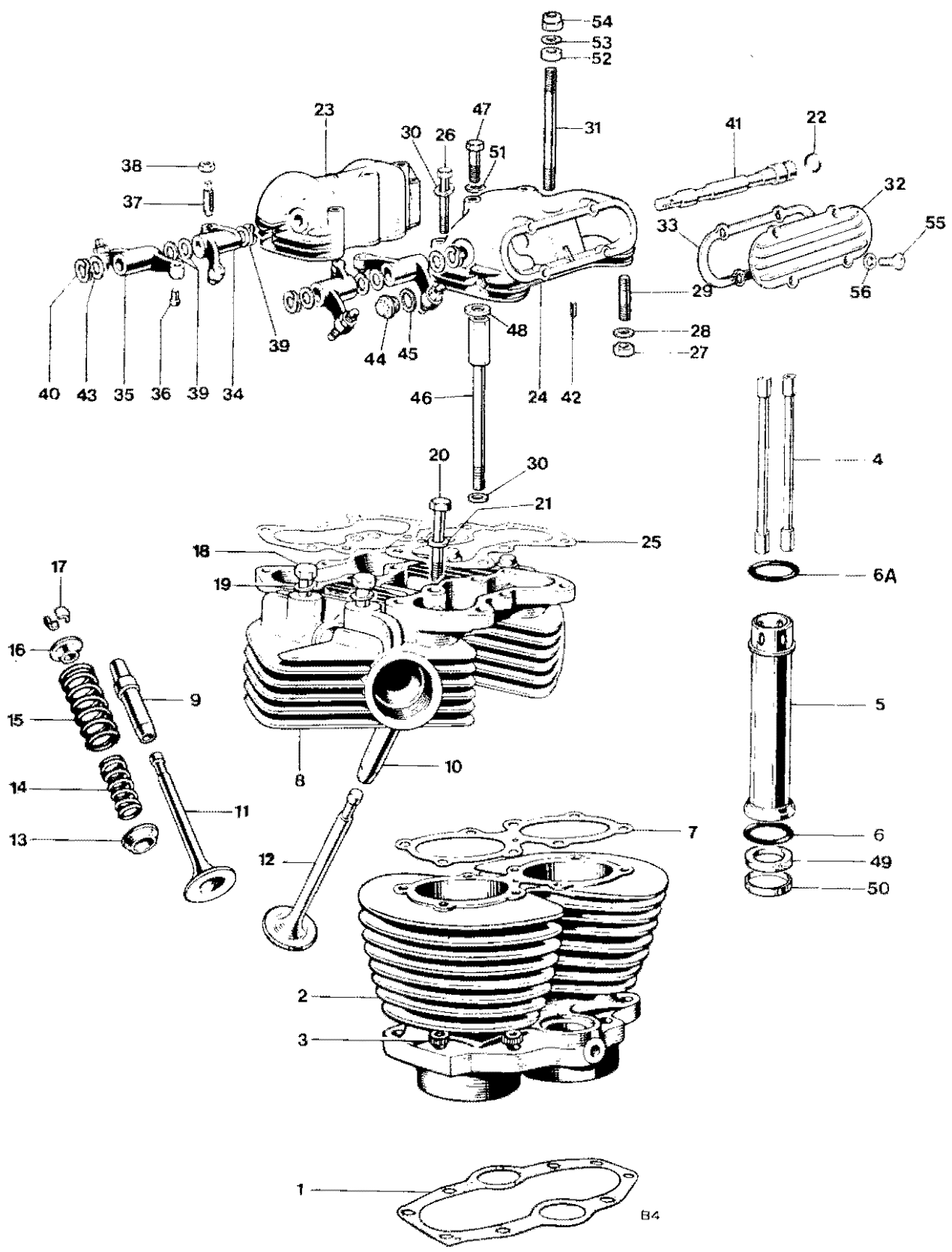


Fig. 5. CYLINDER BLOCK AND HEAD, TR6R, TR6C (LATER MODELS)

**CYLINDER BLOCK AND HEAD, TR6R, TR6C (LATER MODELS)**

1	E6309	Cylinder base washer ... ..	1	
2	E6304	Cylinder block ... ..	1	
3	S692	Cylinder base nut ... ..	8	
4	E2620	Push rod ... ..	4	
5	E12575	Cover tube ... ..	2	
6	E7310	"O" ring, push rod cover tube (bottom) ... ..	2	
6a	E11283	"O" ring, push rod cover tube (top) ... ..	2	
7	E4547	Cylinder head gasket ... ..	1	
8	E12806	CYLINDER HEAD c/w GUIDES ... ..	1	
9	E2899	Inlet valve guide ... ..	2	
10	E2900	Exhaust valve guide ... ..	2	
11	E4603	Inlet valve ... ..	2	
12	E2904	Exhaust valve ... ..	2	
13	E6439	Bottom cup ... ..	4	
14	E4221	Inner valve spring (red spot) ... ..	4	
15	E7400	Outer valve spring (green spot) ... ..	4	
16	E1543	Top collar ... ..	4	
17	99-0062	Split cotter ... ..	8	
18	E327	Cylinder head bolt ... ..	4	
19	F2184	Plain washer ... ..	4	
20	E4771	Bolt ... ..	1	
21	S25-3	Plain washer ... ..	1	
22	D3548	Sealing ring ... ..	2	
23	E12569	Inlet rocker box ... ..	1	
24	E12570	Exhaust rocker box ... ..	1	
25	E12599	Joint washer ... ..	2	
26	S1875	Rocker box bolt ... ..	4	
27	14-0301	Rocker box nut... ..	6	
28	E3302	Plain washer ... ..	6	
29	14-1401	Rocker box stud ... ..	6	
30	S25-13	Plain washer ... ..	4	
31	14-1435	Cylinder head stud (for torque stay) ... ..	2	
32	E12572	Inspection cover ... ..	4	
33	E12574	Joint washer ... ..	4	
34	E1457	ROCKER (right exhaust, left inlet) ... ..	2	
35	E1458	ROCKER (left exhaust, right inlet) ... ..	2	
36	E10070	Rocker ball pin ... ..	4	
37	E1513	Rocker adjusting pin ... ..	4	
38	E470	Adjuster lock nut ... ..	4	
39	E1575	Thrust washer, 1/2 in. ... ..	6	
40	E1574	Spring washer ... ..	4	
41	E1512	Rocker spindle ... ..	2	
42	E12361	Dowel, rocker box ... ..	4	
43	E1330	Thrust washer, 3/8 in. ... ..	2	
44	E12079	Access plug ... ..	4	
45	E12080	Washer ... ..	4	
46	E12888	Bolt, cylinder head ... ..	4	
47	E12889	Bolt, rocker box ... ..	4	

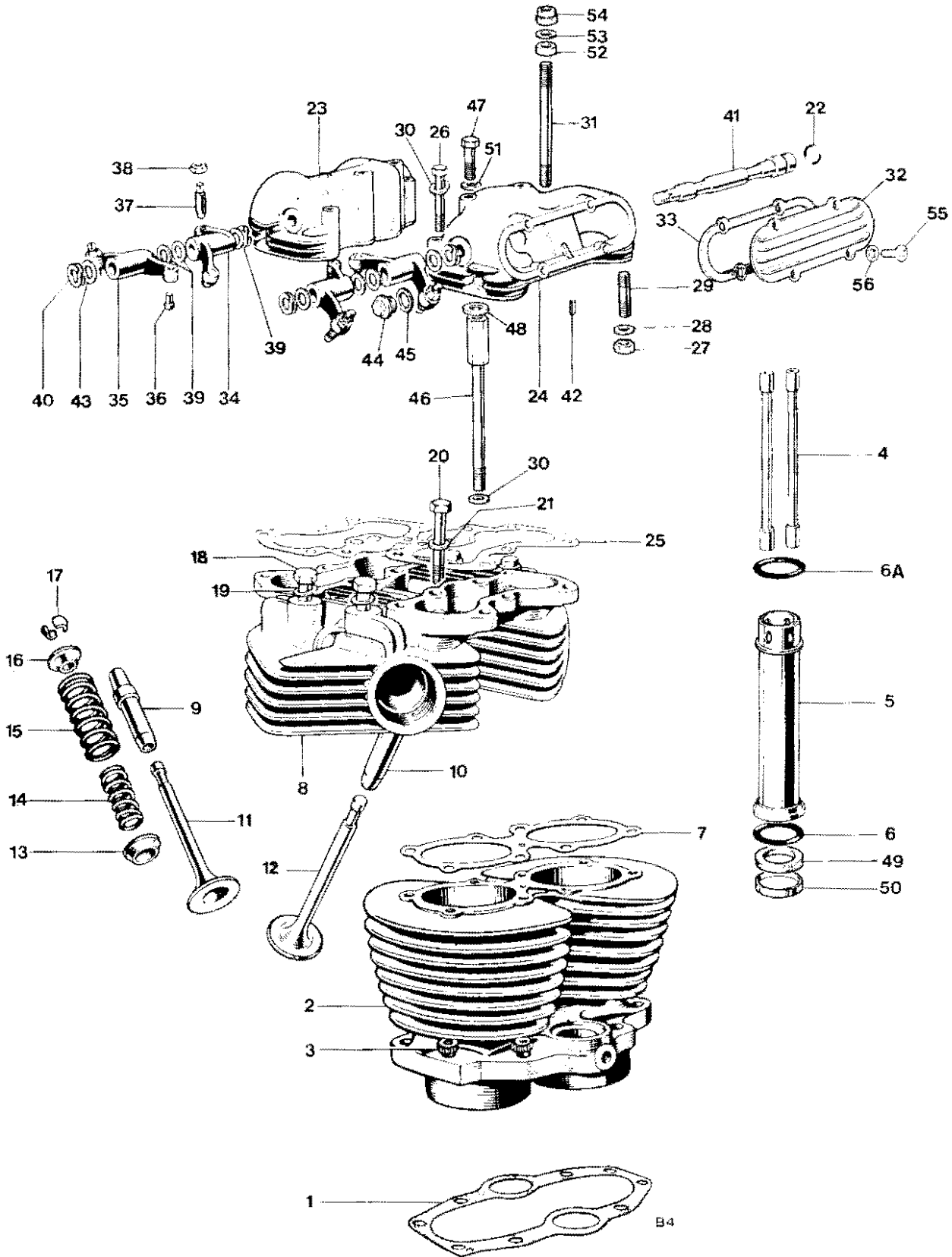


Fig. 5. CYLINDER BLOCK AND HEAD, TR6R, TR6C (LATER MODELS)

**CYLINDER BLOCK AND HEAD, TR6R, TR6C (LATER MODELS) (continued)**

48	E12598	Spacer ... ..	4	
49	E4752	Sealing ring ... ..	2	
50	E11707	Sleeve ... ..	2	
51	D2332	Washer ... ..	4	
52	E12597	Distance piece	2	} For torque stay
53	D2331	Washer	2	
54	14-1303	Nut	2	
55	14-0103	Screw	8	} Tappet inspection cover
56	D2329	Washer	8	

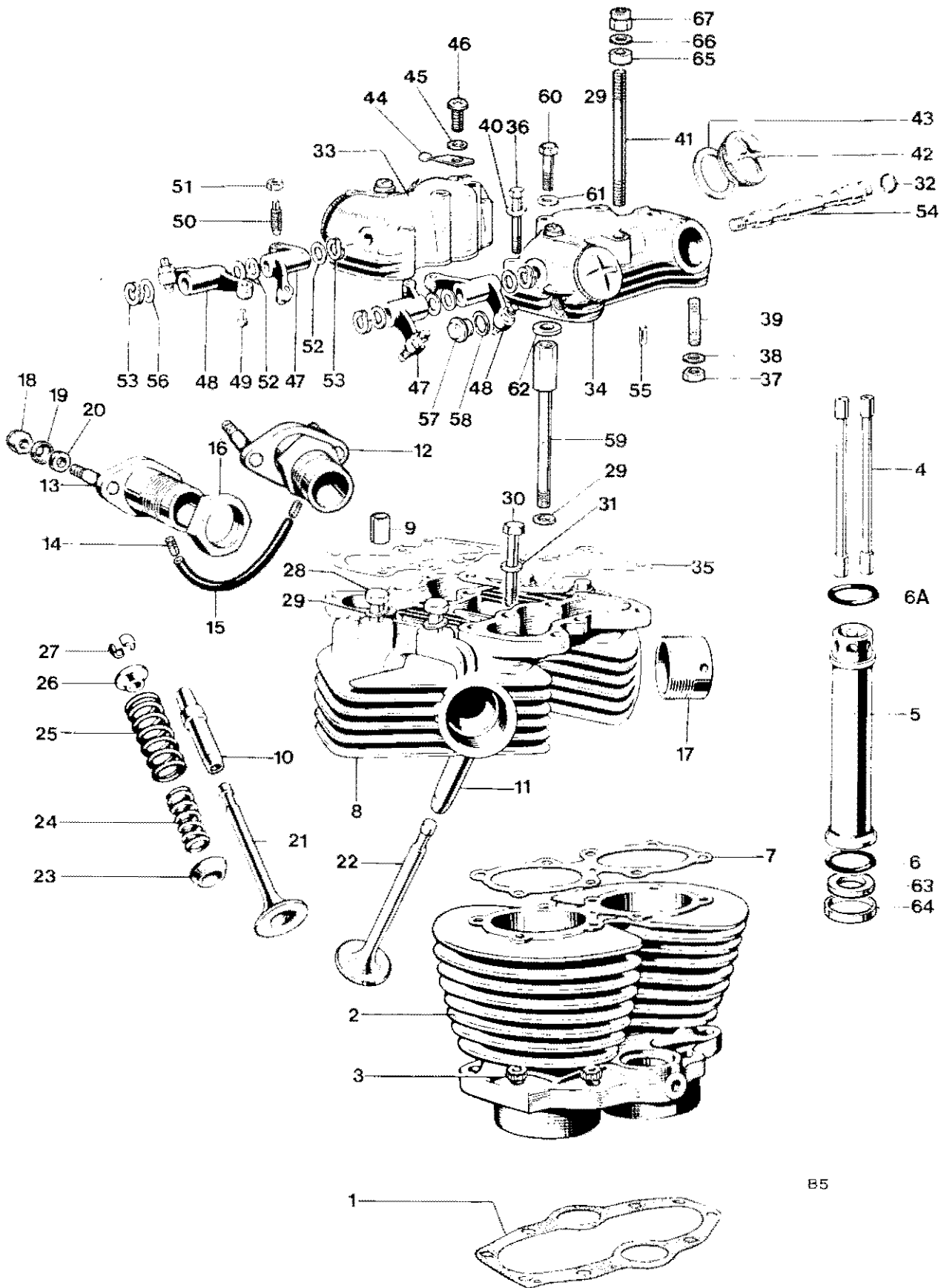
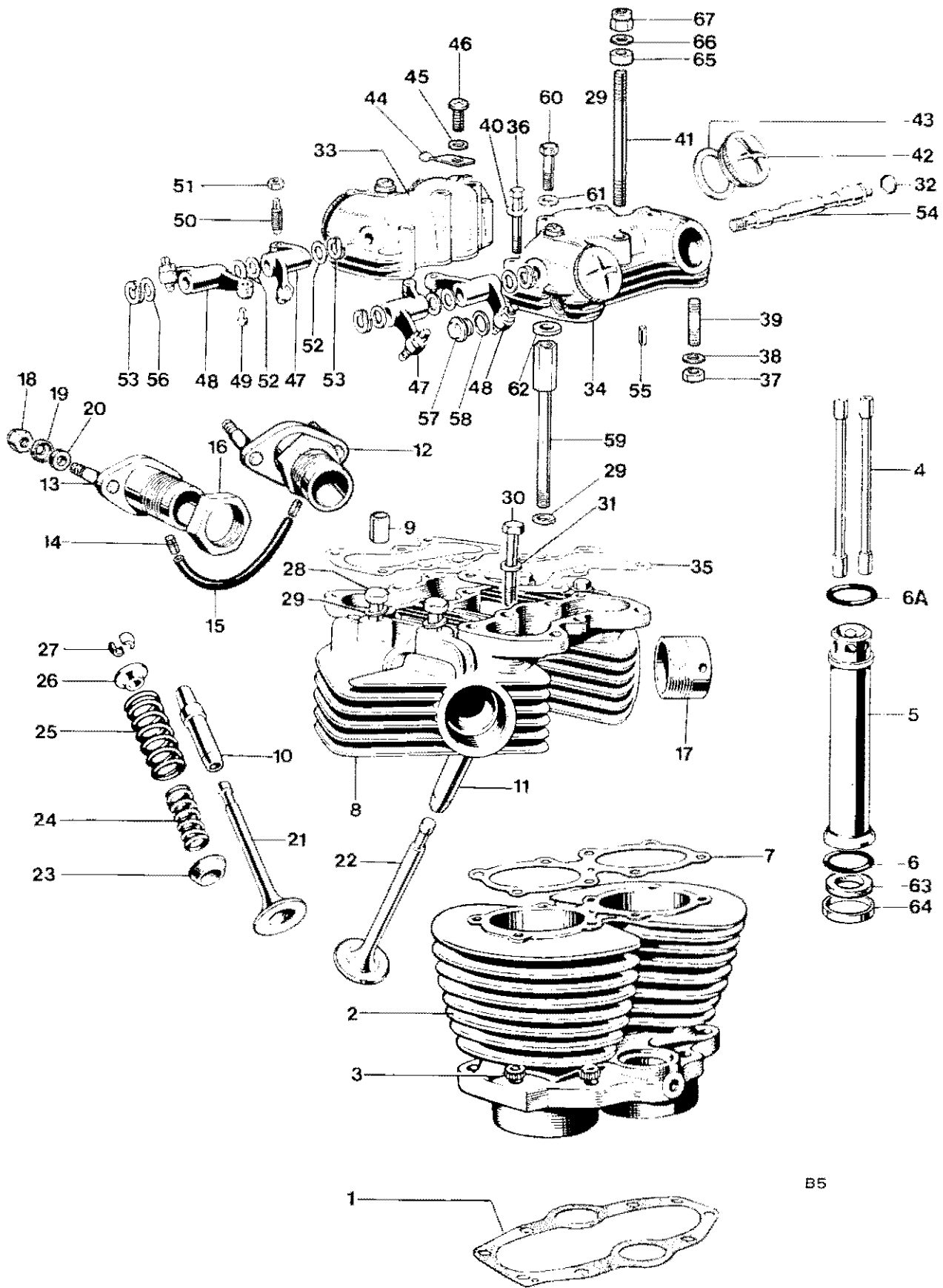


Fig. 6. CYLINDER BLOCK AND HEAD, T120R (EARLIER MODELS)

**CYLINDER BLOCK AND HEAD, T120R (EARLIER MODELS)**

1	E6309	Cylinder base washer ... ..	1	
2	E6304	Cylinder block ... ..	1	
3	S692	Cylinder base nut ... ..	8	
4	E2620	Push rod ... ..	4	
5	E12575	Cover tube ... ..	2	
6	E7310	"O" ring (bottom) ... ..	2	
6A	E11283	"O" ring (top) ... ..	2	
7	E4547	Cylinder head gasket ... ..	1	
8	E12356	CYLINDER HEAD c/w GUIDES ... ..	1	
9	E5347	Sleeve for head bolts passing through inlet tracts ... ..		Reference only
10	E3827	Inlet valve guide ... ..	2	
11	E3828	Exhaust valve guide ... ..	2	
12	E9550	Carburetor adaptor, left ... ..	1	
13	E9551	Carburetor adaptor, right ... ..	1	
14	E6916	Connector ... ..	2	
15	E4792	Balance pipe ... ..	1	
16	S1932	Adaptor locking nut ... ..	2	
17	E9516	Exhaust pipe adaptor ... ..	2	
18	14-1301	Self-locking nut ... ..	4	
19	E9555	Cup ... ..	7	
20	E9554	Insulating ring ... ..	4	
21	E4603	Inlet valve ... ..	2	
22	E2904	Exhaust valve ... ..	2	
23	E6439	Bottom cup ... ..	4	
24	E4221	Inner valve spring (Red spot) ... ..	4	
25	E7400	Outer valve spring (green spot) ... ..	4	
26	E1543	Top collar ... ..	4	
27	99-0062	Split cotter ... ..	8	
28	E327	Cylinder head bolt ... ..	4	
29	F2184	Plain washer ... ..	4	
30	E4771	Bolt ... ..	1	
31	S25-3	Plain washer ... ..	1	
32	D3548	Sealing ring ... ..	2	
33	E12350	Inlet rocker box ... ..	1	
34	E12351	Exhaust rocker box ... ..	1	
35	E12599	Joint washer ... ..	2	
36	S1875	Rocker box bolt ... ..	4	
37	14-0301	Nut ... ..	6	
38	E3302	Plain washer ... ..	6	
39	14-1401	Rocker box stud ... ..	6	
40	S25-13	Plain washer ... ..	4	
41	14-1435	Cylinder head stud (for torque stay) ... ..	2	
42	E4610	Inspection cap ... ..	4	
43	E3751	Joint washer ... ..	4	
44	E4609	Locking spring ... ..	4	
45	WE170	Fibre washer ... ..	4	
46	14-2203	Screw ... ..	4	
47	E1457	ROCKER (right exhaust, left inlet) ... ..	2	
48	E1458	ROCKER (left exhaust, right inlet) ... ..	2	
49	E10070	Rocker ball pin ... ..	4	
50	E1513	Rocker adjusting pin ... ..	4	
51	E470	Adjuster lock nut ... ..	4	
52	E1575	Thrust washer, 1/2 in. ... ..	6	
53	E1574	Spring washer ... ..	4	



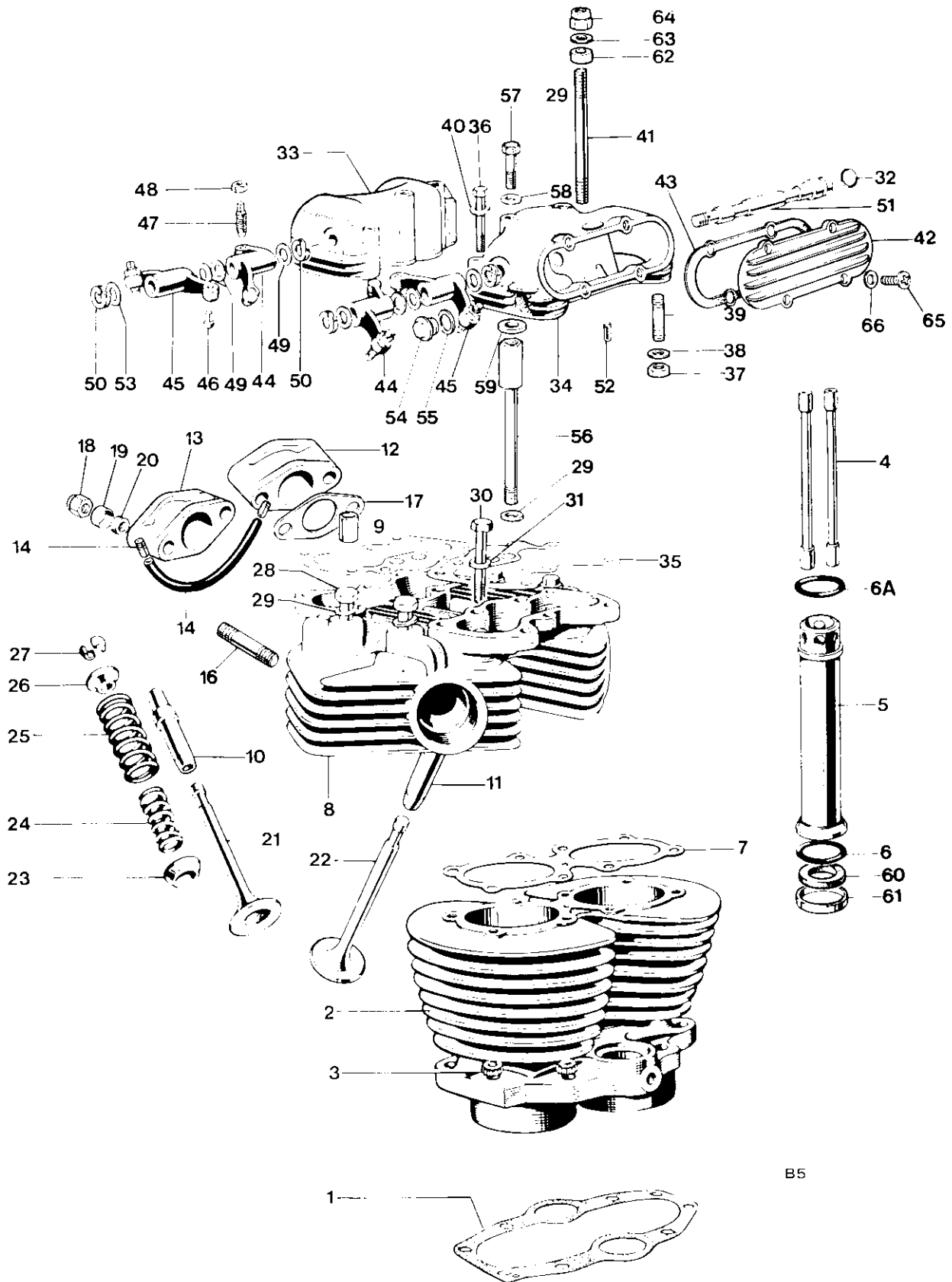
B5

Fig. 6. CYLINDER BLOCK AND HEAD, T120R (EARLIER MODELS)



**CYLINDER BLOCK AND HEAD, T120R (EARLIER MODELS)**  
(continued)

54	E1512	Rocker spindle ...	2	
55	E12361	Dowel, rocker box ...	4	
56	E1330	Thrust washer, $\frac{3}{8}$ in. ...	2	
57	E12079	Access plug ...	4	
58	E12080	Washer ...	4	
59	E12888	Bolt, cylinder head ...	4	
60	E12889	Bolt, rocker box ...	4	
61	D2332	Washer ...	4	
62	E12598	Spacer ...	4	
63	E4752	Sealing ring ...	2	
64	E11707	Sleeve ...	2	
65	E12597	Distance piece	2	} For torque stay
66	D2331	Washer	2	
67	14-1303	Nut	2	



B5

Fig. 7. CYLINDER BLOCK AND HEAD, T120R (LATER MODELS)

**CYLINDER BLOCK AND HEAD, T120R (LATER MODELS)**

1	E6309	Cylinder base washer ... ..	1	
2	E6304	Cylinder block ... ..	1	
3	S692	Cylinder base nut ... ..	8	
4	E2620	Push rod ... ..	4	
5	E12575	Cover tube ... ..	2	
6	E7310	"O" ring (bottom) ... ..	2	
6A	E11283	"O" ring (top) ... ..	2	
7	E4547	Cylinder head gasket ... ..	1	
8	E12807	CYLINDER HEAD c/w GUIDES ... ..	1	
9	E5347	Sleeve for head bolts passing through inlet tracts ... ..		Reference only
10	E3827	Inlet valve guide ... ..	2	
11	E3828	Exhaust valve guide ... ..	2	
12	E12811	Carburetor adaptor, left ... ..	1	
13	E12812	Carburetor adaptor, right ... ..	1	
14	E6916	Connector ... ..	2	
15	E4792	Balance pipe ... ..	1	
16	E12813	Stud ... ..	4	
17	E8771	Gasket ... ..	2	
18	14-1301	Self-locking nut ... ..	4	
19	E9555	Cup ... ..	4	
20	E9554	Insulating ring ... ..	4	
21	E4603	Inlet valve ... ..	2	
22	E2904	Exhaust valve ... ..	2	
23	E6439	Bottom cup ... ..	4	
24	E4221	Inner valve spring (Red spot) ... ..	4	
25	E7400	Outer valve spring (green spot) ... ..	4	
26	E1543	Top collar ... ..	4	
27	99-0062	Split cotter ... ..	8	
28	E327	Cylinder head bolt ... ..	4	
29	F2184	Plain washer ... ..	4	
30	E4771	Bolt ... ..	1	
31	S25-3	Plain washer ... ..	1	
32	D3548	Sealing ring ... ..	2	
33	E12569	Inlet rocker box ... ..	1	
34	E12570	Exhaust rocker box ... ..	1	
35	E12599	Joint washer ... ..	2	
36	S1875	Rocker box bolt ... ..	4	
37	14-0301	Nut ... ..	6	
38	E3302	Plain washer ... ..	6	
39	14-1401	Rocker box stud ... ..	6	
40	S25-13	Plain washer ... ..	4	
41	14-1435	Cylinder head stud (for torque stay) ... ..	2	
42	E12572	Inspection cover ... ..	4	
43	E12574	Joint washer ... ..	4	
44	E1457	ROCKER (right exhaust, left Inlet) ... ..	2	
45	E1458	ROCKER (left exhaust, right Inlet) ... ..	2	
46	E10070	Rocker ball pin ... ..	4	
47	E1513	Rocker adjusting pin ... ..	4	
48	E470	Adjuster lock nut ... ..	4	
49	E1575	Thrust washer, 1/4 in. ... ..	6	
50	E1574	Spring washer ... ..	4	

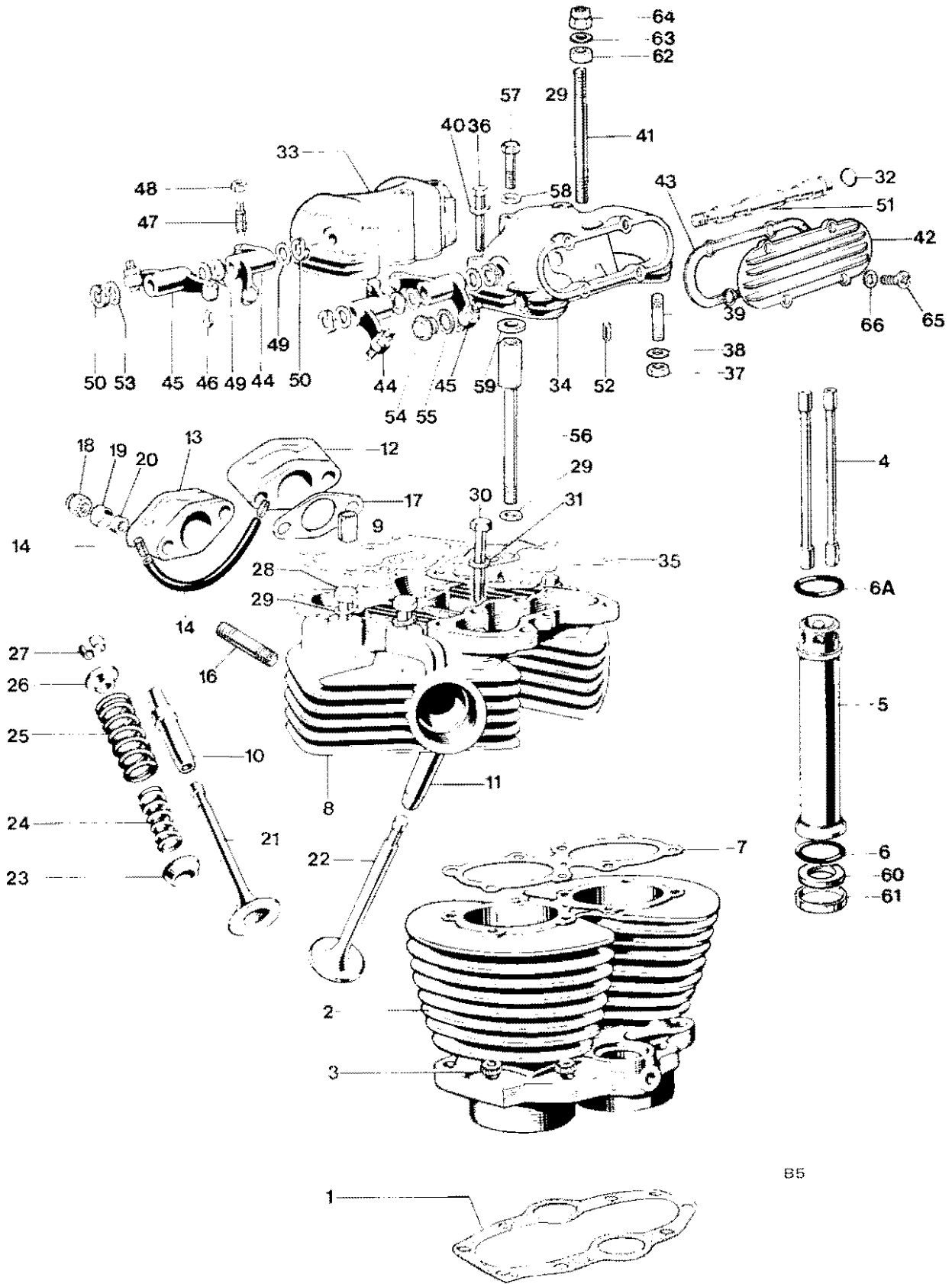
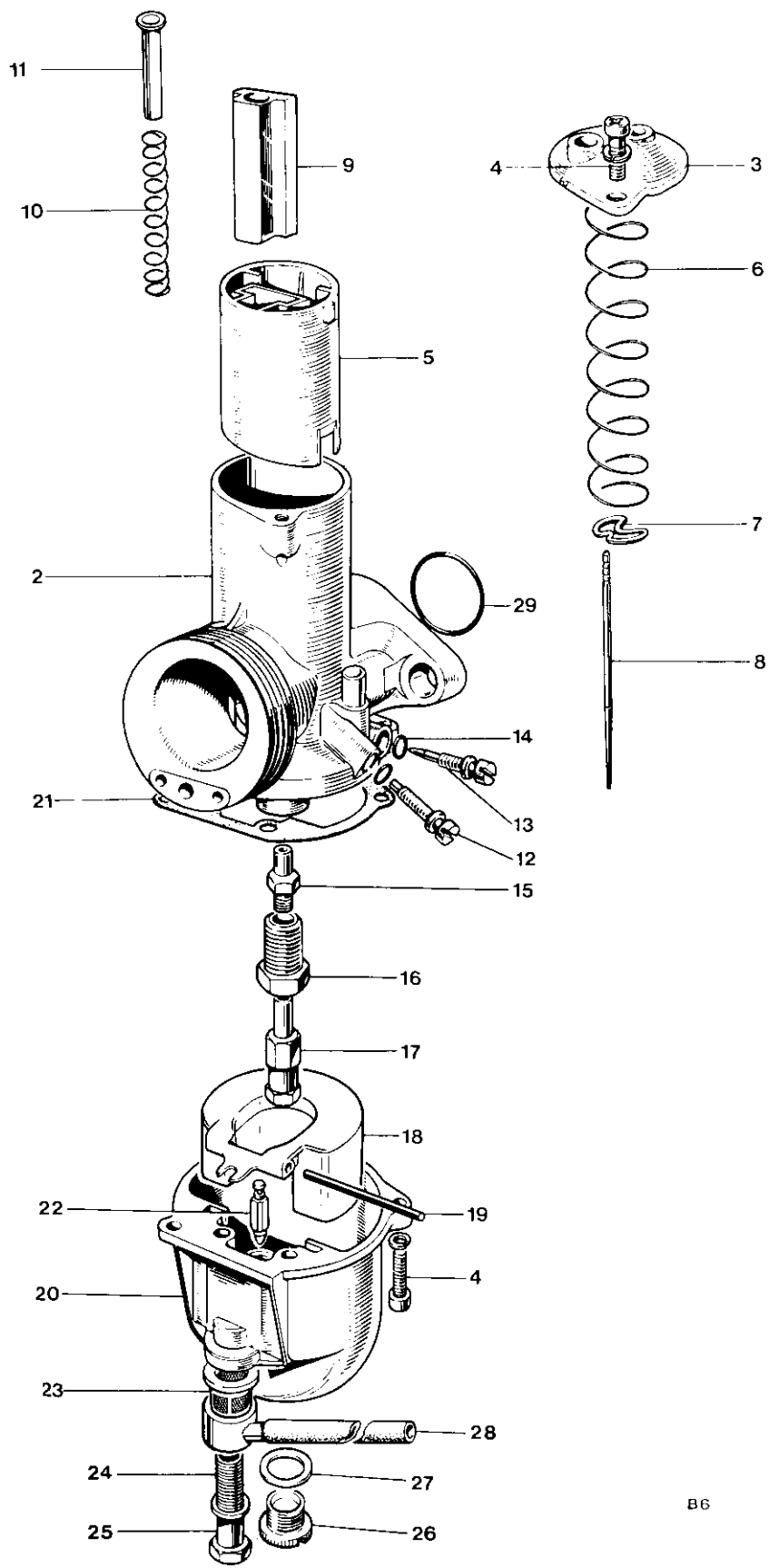


Fig. 7. CYLINDER BLOCK AND HEAD, T120R (LATER MODELS)

## CYLINDER BLOCK AND HEAD, T120R (LATER MODELS) (continued)

Ref. No.	Part No.	Description	Quantity	Remarks
51	E1512	Rocker spindle ... ..	2	
52	E12361	Dowel, rocker box ... ..	4	
53	E1330	Thrust washer, $\frac{1}{8}$ in. ... ..	2	
54	E12079	Access plug ... ..	4	
55	E12080	Washer ... ..	4	
56	E12888	Bolt, cylinder head ... ..	4	
57	E12889	Bolt, rocker box ... ..	4	
58	D2332	Washer ... ..	4	
59	E12598	Spacer ... ..	4	
60	E4752	Sealing ring ... ..	2	
61	E11707	Sleeve ... ..	2	
62	E12597	Distance piece ... ..	2	
63	D2331	Washer ... ..	2	} For torque stay
64	14-1303	Nut ... ..	2	
65	14-0103	Screw ... ..	8	} Tappet inspection cover
66	D2329	washer ... ..	8	

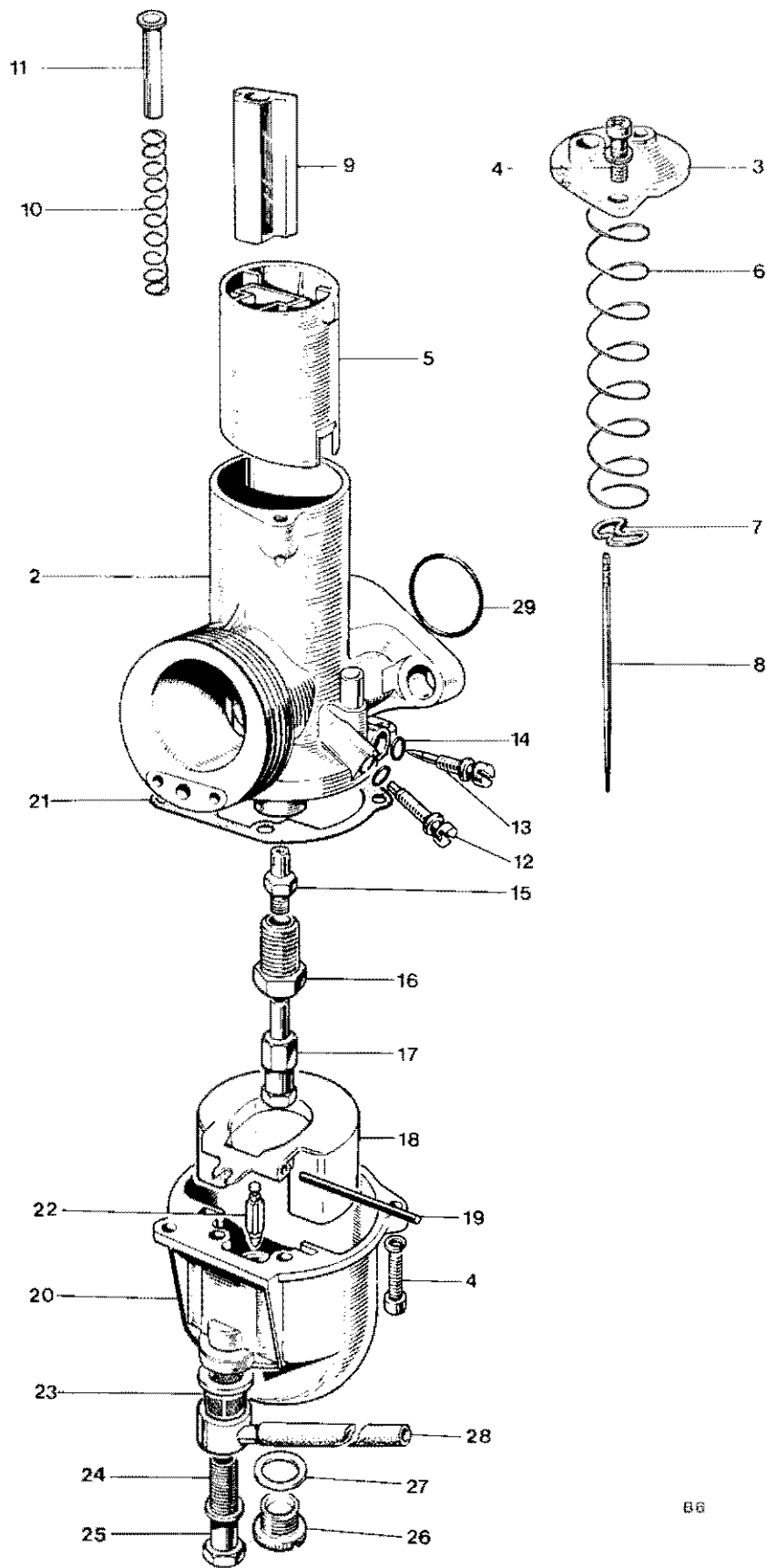


B6

Fig. 8. AMAL CARBURETOR, TR6R, TR6C

## AMAL CARBURETOR TR6R, TR6C

Ref. No.	Part No.	DESCRIPTION	QUANTITY	REMARKS
1	D2183	CARBURETOR (R930/60) less "O" ring	1	
2	Reference only	Mixing chamber (930/005)	1	
3	928/098	Mixing chamber top (99-1032)	1	
4	622/086	Screw (99-0521)	4	
5	928/060	Throttle valve (3½ cutaway) (99-0527)	1	
6	622/131	Throttle return spring (99-1033)	1	
7	622/067	Needle clip (99-0510)	1	
8	622/124	Needle (99-1036)	1	
9	928/062	Air slide (99-0528)	1	
10	622/129	Spring (99-1038)	1	
11	928/103	Air valve guide sleeve (99-1037)	1	
12	622/077	Throttle stop screw (99-0516)	1	
13	622/076	Air adjusting screw (99-0515)	1	
14	622/082	"O" ring (99-0520)	2	
15	622/122	Needle jet (0.106) (99-1035)	1	
16	622/128	Jet holder (99-1034)	1	
17	376/100	Main jet (230) (99-0450)	1	
18	622/069	Float (99-0512)	1	
19	622/071	Float spindle (99-0513)	1	
20	622/055	Float chamber (99-0506)	1	
21	622/073	Joint washer (99-0514)	1	
22	622/068	Needle (99-0511)	1	
23	376/093	Filter (99-0438)	1	
24	622/078	Banjo bolt (99-0517)	1	
25	376/092	Fibre washer (99-0437)	1	
26	622/147	Drain plug (99-1152)	1	
27	622/151	Washer (99-1153)	1	
28	F13507	Petrol pipe	1	
29	E9711	"O" ring	1	



68

Fig. 9. AMAL CARBURETOR, T120R



**AMAL CARBURETOR T120R**

Ref. No.	Part No.	Description	Quantity	Remarks
1	D3492	CARBURETOR—L.H. (L930/67)	1	} Less "O" ring
1	D3491	CARBURETOR—R.H. (R930/66)	1	
2	Reference only	Mixing chamber (L930/005 and R930/005)	1	} Each carburetor
3	928/098	Mixing chamber top (99-1032)	1	
4	622/086	Screw (99-0521)	4	
5	928/060	Throttle valve (3 cutaway) (99-0527)	1	
6	622/131	Throttle return spring (99-1033)	1	
7	622/067	Needle clip (99-0510)	1	
8	622/124	Needle (99-1036)	1	
9	928/062	Air slide (99-0528)	1	
10	622/129	Spring (99-1038)	1	
11	928/103	Air valve guide sleeve (99-1037)	1	
12	622/077	Throttle stop screw (99-0516)	1	
13	622/076	Air adjusting screw (99-0515)	1	
14	622/082	"O" ring (99-0520)	2	
15	622/122	Needle jet (0-106) (99-1035)	1	
16	622/128	Jet holder (99-1034)	1	
17	376/100	Main jet (190) (99-0446)	1	
18	622/069	Float (99-0512)	1	
19	622/071	Float spindle (99-0513)	1	
20	622/055	Float chamber (99-0506)	1	
21	622/073	Joint washer (99-0514)	1	
22	622/068	Needle (99-0511)	1	
23	376/093	Filter (99-0438)	1	
24	622/078	Banjo bolt (99-0517)	1	
25	376/092	Fibre washer (99-0437)	1	
26	622/147	Drain plug (99-1152)	1	
27	622/151	Washer (99-1153)	1	
28	F13508	Petrol pipe	1	
29	E9711	"O" ring	2	

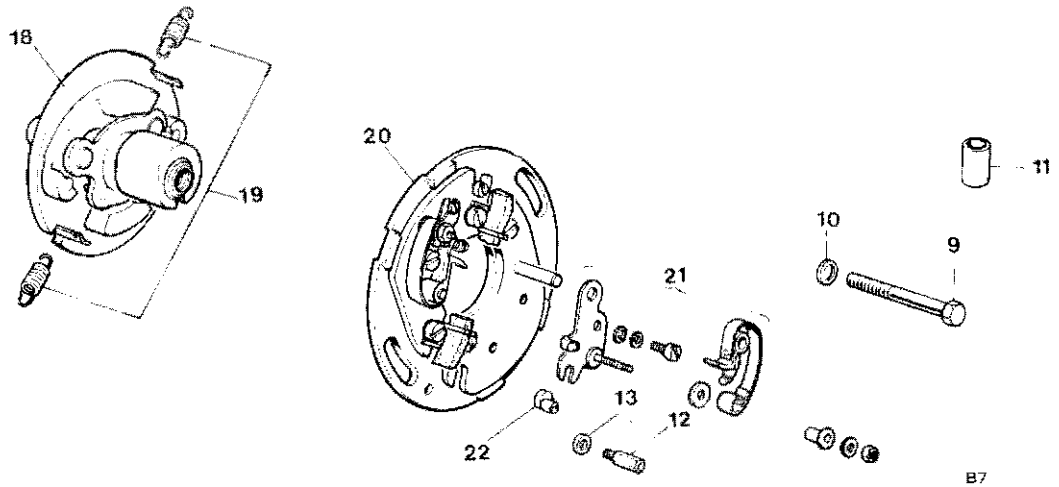
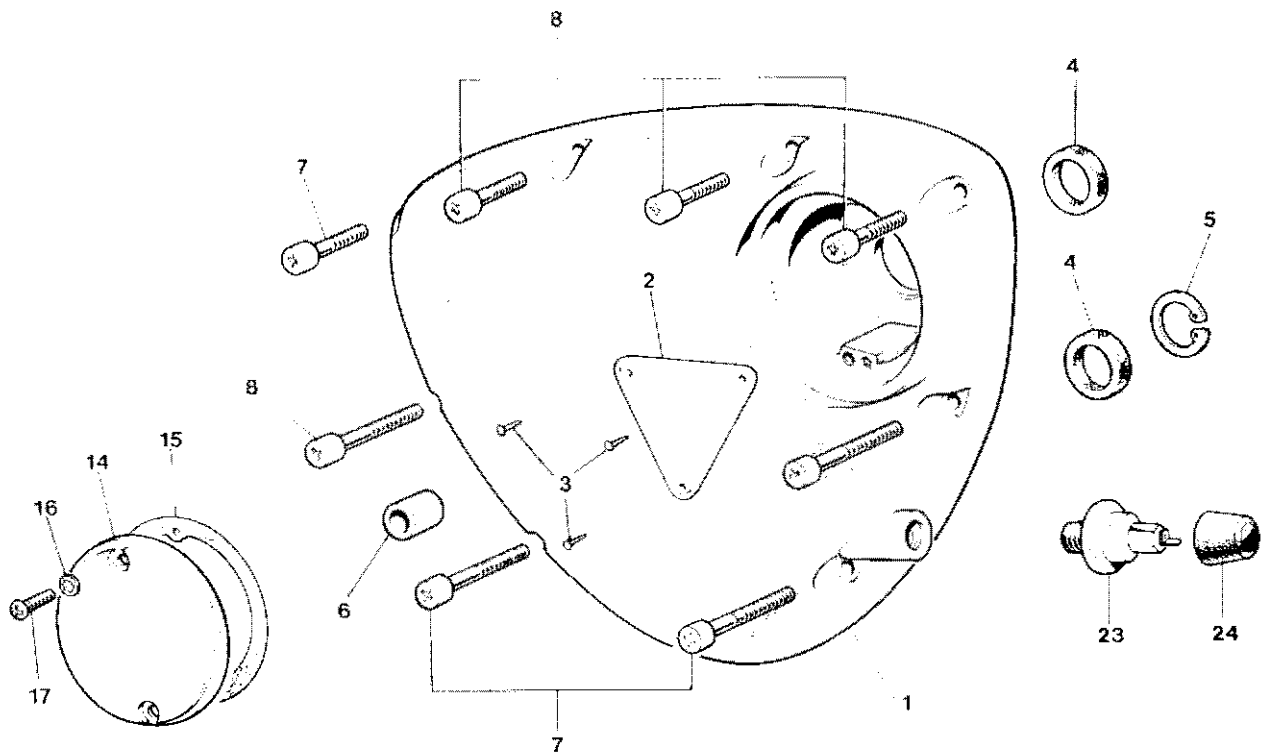


Fig. 10. TIMING COVER AND CONTACT BREAKER

**TIMING COVER AND CONTACT BREAKER**

1	E9246	Timing cover ... ..	1	
2	E4016	Patent plate ... ..	1	
3	D208-5	Hammer-drive screw ... ..	3	
4	E4568	Oil seal ... ..	2	
4	E6387	Oil seal (0.020 in. undersize) ... ..		For reground crankshaft
5	E4569	Circlip ... ..	1	
6	T989	Hollow dowel ... ..	1	
7	14-6609	Screw ... ..	3	
8	14-6608	Screw ... ..	5	
9	14-0208	Bolt ... ..	1	
10	S25-43	Plain washer ... ..	1	
11	E4707	Rubber grommet ... ..	1	
12	E7680	Pillar bolt ... ..	2	
13	E6559	Plain washer ... ..	2	
14	E8737	Cover ... ..	1	
15	E11462	Joint washer ... ..	1	
16	GS299	Serrated washer ... ..	2	
17	E7354	Screw (1/2 in. U.H.) ... ..	2	
18	54419340	AUTO ADVANCE UNIT (99-0771) ... ..	1	
19	54415642	Spring set (99-0757) ... ..	1	
20	54419097	CONTACT BREAKER PLATE ASSEMBLY (99-0768) ... ..	1	
21	54419827	Contact set (99-0772) ... ..	2	
22	54419220	Pin, adjustment (99-0769) ... ..	2	
23	D2133	Oil pressure switch ... ..	1	
24	D2045	Cover pressure switch ... ..	1	
Not illus.	D2138	Timing label for C.B. cover ... ..	1	

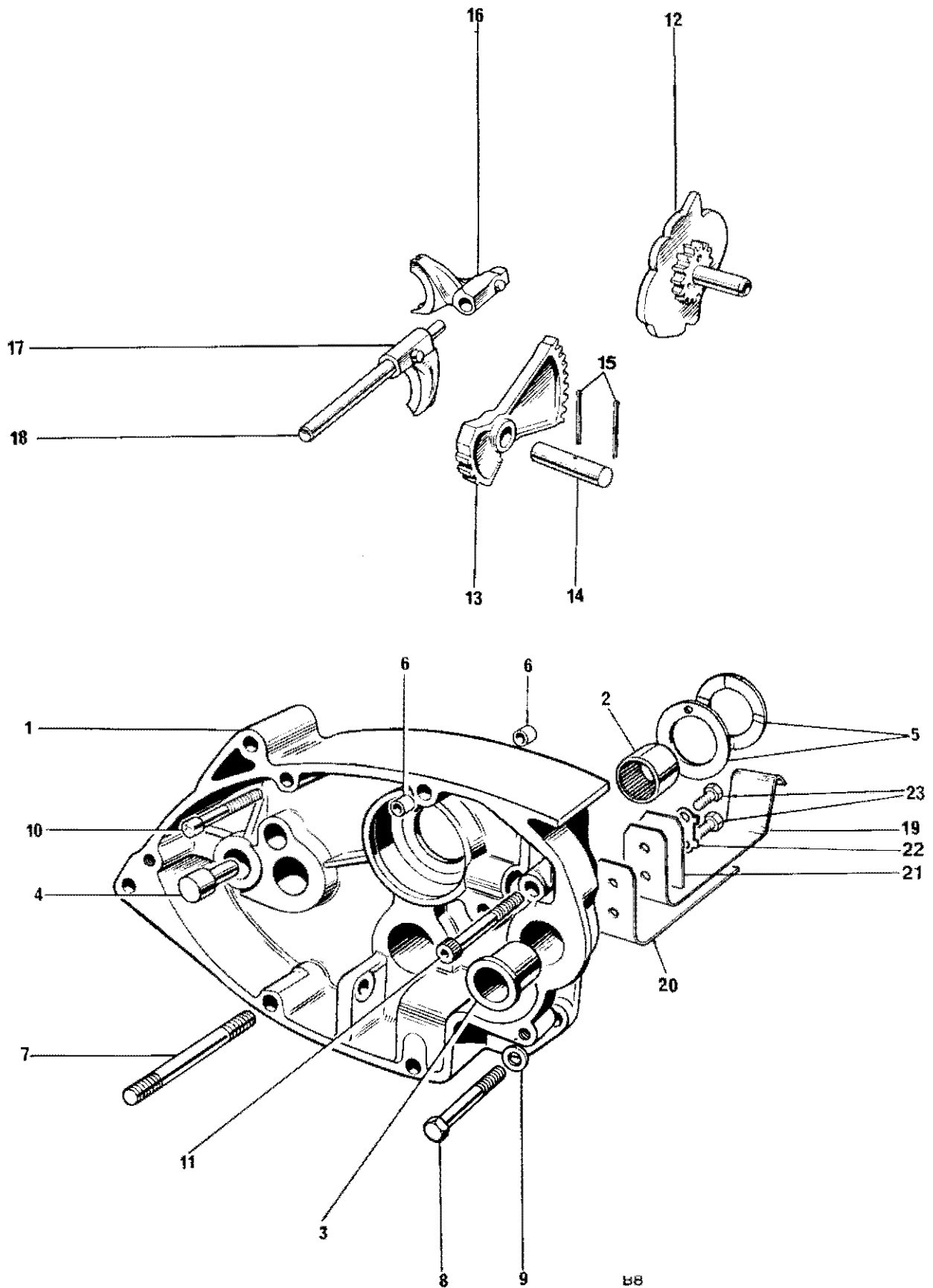


Fig. 9 GEARBOX INNER COVER AND SELECTORS

**GEARBOX INNER COVER AND SELECTORS**

1	T4293	GEARBOX INNER COVER	1	
2	T1614	Layshaft bearing	1	
3	T412	Gearchange spindle bush...	1	
4	T45	Kickstart stop	1	
5	T1607	Thrust washer	2	
6	T989	Hollow dowel	4	
7	S2149	Stud	2	
8	S1907	Bolt	1	
9	E3446	Washer	1	
10	14-6608	Screw	1	
11	14-7023	Screw	1	
12	T4055	Camplate	1	
13	T397	Operating quadrant	1	
14	T1896	Quadrant spindle	1	
15	—	Split pin ( $\frac{3}{16}$ in. $\times$ $1\frac{1}{8}$ in.)	1	Ref. only
16	T4308	Mainshaft selector fork	1	
17	T4307	Layshaft selector fork	1	
18	T3989	Selector fork rod	1	
19	T4288	Leaf spring	1	
20	T4289	Leaf spring support	1	
21	T4290	Leaf spring top plate	1	
22	T4291	Tab washer	1	
23	F4771	Screw	2	

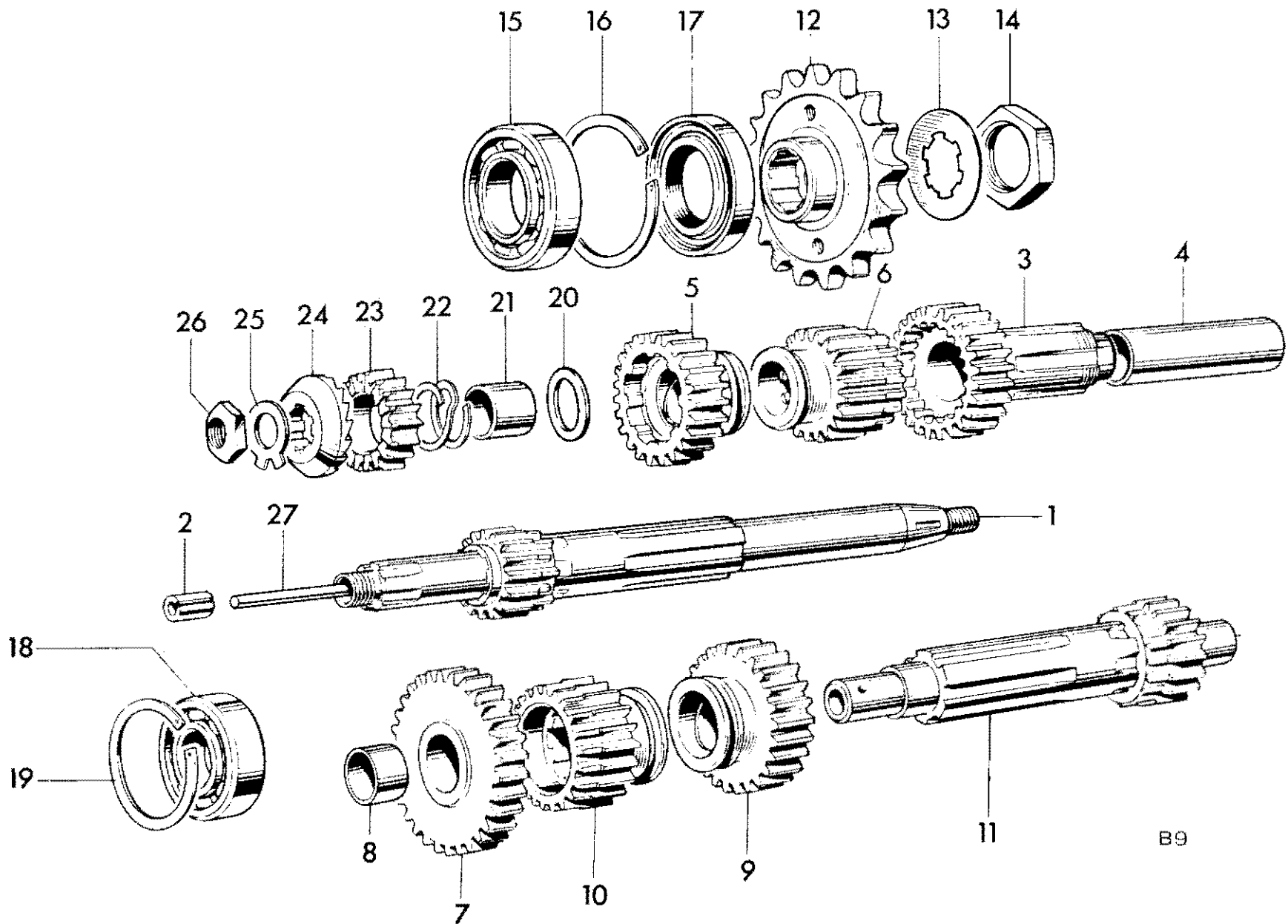


Fig. 12 GEARBOX SHAFTS AND GEARS

B9

**GEARBOX SHAFTS AND GEARS**

1	T4158	MAINSHAFT c/w LOW GEAR (16T)	...	...	...	...	1	
2	T3988	Clutch rod bush	...	...	...	...	1	
3	T4332	MAINSHAFT HIGH GEAR (25T)	...	...	...	...	1	
4	T1370	High gear bush	...	...	...	...	1	
5	T3889	Mainshaft third gear (23T)	...	...	...	...	1	
6	T4335	Mainshaft second gear (20T)	...	...	...	...	1	
7	T3862	LAYSHAFT LOW GEAR (30T)	...	...	...	...	1	
8	T928	Low gear bush	...	...	...	...	1	
9	T3861	Layshaft second gear (26T)	...	...	...	...	1	
10	T3890	Layshaft third gear (22T)	...	...	...	...	1	
11	T4345	Layshaft c/w high gear (19T)	...	...	...	...	1	
12	T1952	Gearbox sprocket (15 teeth)	...	...	...	...	1	} See pages 4, 5 and 6 for standard sizes
12	T1953	Gearbox sprocket (16 teeth)	...	...	...	...	1	
12	T1916	Gearbox sprocket (17 teeth)	...	...	...	...	1	
12	T1917	Gearbox sprocket (18 teeth)	...	...	...	...	1	
12	T1918	Gearbox sprocket (19 teeth)	...	...	...	...	1	
12	T1919	Gearbox sprocket (20 teeth)	...	...	...	...	1	
13	T2116	Tab washer	...	...	...	...	1	
14	T440	Gearbox sprocket nut	...	...	...	...	1	
15	D3556	High gear bearing	...	...	...	...	1	
16	E489	Circlip	...	...	...	...	1	
17	T946	Oil seal	...	...	...	...	1	
18	D3552	Mainshaft bearing	...	...	...	...	1	
19	T4113	Circlip	...	...	...	...	1	
20	T1962	Plain washer	...	...	...	...	1	
21	T1963	Pinion sleeve	...	...	...	...	1	
22	T1250	Pinion spring	...	...	...	...	1	
23	T730	Kickstarter pinion	...	...	...	...	1	
24	T731	Kickstarter ratchet	...	...	...	...	1	
25	T2240	Tab washer	...	...	...	...	1	
26	S594	Nut	...	...	...	...	1	
27	T1736	Clutch operating rod	...	...	...	...	1	

**WIDE RATIO GEARS**

3	T3657	MAINSHAFT HIGH GEAR (28T)	...	...	...	...	1	
6	T4161	Mainshaft second gear (19T)	...	...	...	...	1	
9	T4160	Layshaft second gear (27T)	...	...	...	...	1	
11	T4159	Layshaft c/w high gear (18T)	...	...	...	...	1	

**CLOSE RATIO GEARS**

1	T4173	MAINSHAFT c/w LOW GEAR (18T)	...	...	...	...	1	
3	T4172	MAINSHAFT HIGH GEAR (24T)	...	...	...	...	1	
5	T4169	Mainshaft third gear (23T)	...	...	...	...	1	
6	T4167	Mainshaft second gear (21T)	...	...	...	...	1	
7	T4163	LAYSHAFT LOW GEAR (28T)	...	...	...	...	1	
9	T4166	Layshaft second gear (25T)	...	...	...	...	1	
10	T4168	Layshaft third gear (23T)	...	...	...	...	1	
11	T4162	Layshaft c/w high gear (22T)	...	...	...	...	1	

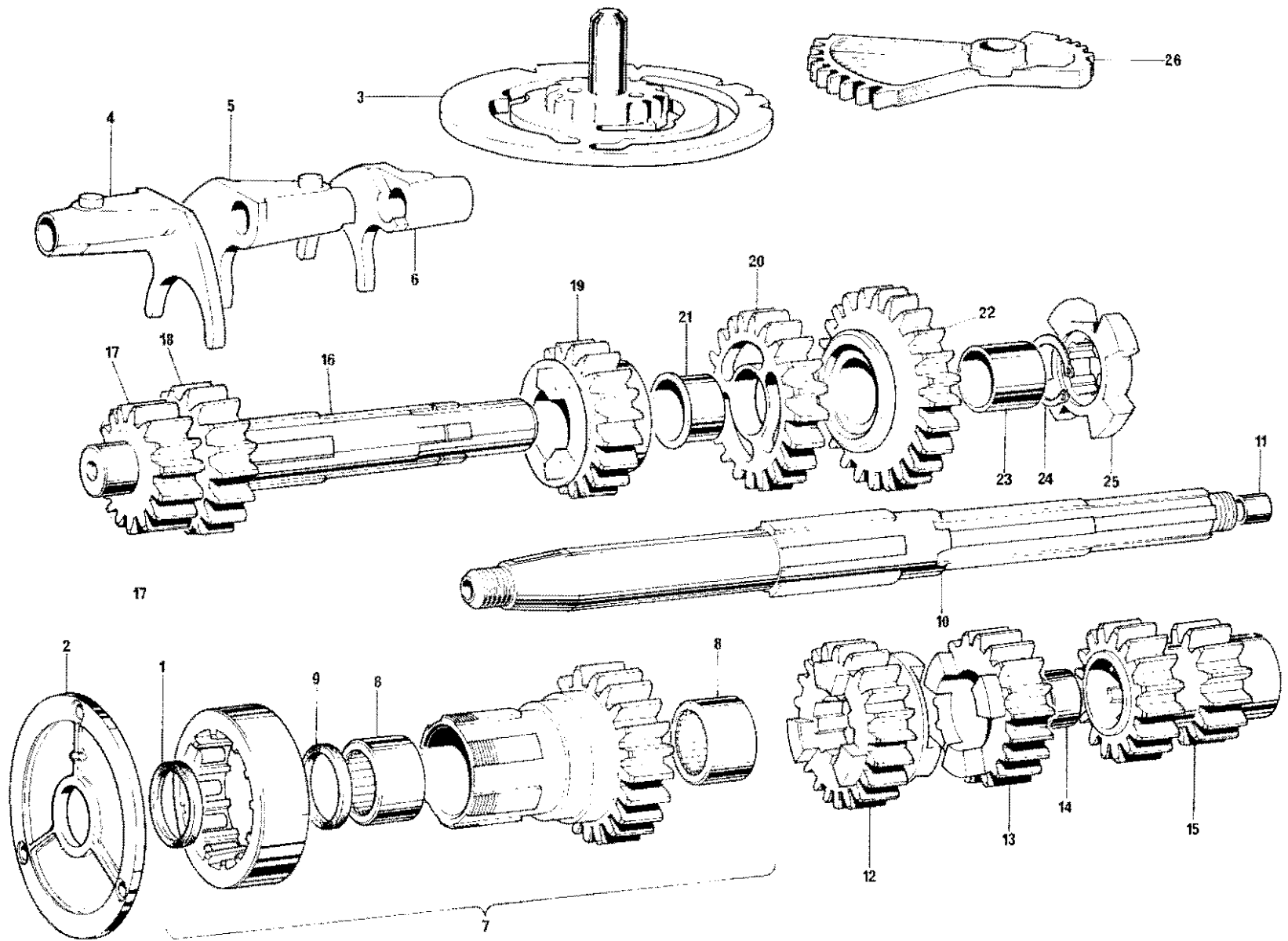


Fig. 13. GEARBOX SHAFTS AND GEARS (5 SPEED)



**GEARBOX SHAFTS AND GEARS (5 SPEED)**

1	D3500	Oil seal, cover plate	1	
2	E3789	Cover plate	1	
3	T4360	Gearbox camplate	1	
4	T4364	Selector fork – mainshaft 4th gear	1	
5	T4366	Selector fork – layshaft 3rd gear	1	
6	T4368	Selector fork – layshaft 1st gear	1	
7	T4536	MAINSHAFT HIGH GEAR ASSEMBLY (C/W HIGH GEAR BEARING)	1	
8	D3511	Needle roller bearing	2	
9	D3500	Oil seal, high gear	1	
10	T4432	MAINSHAFT	1	
11	T3988	Bush	1	
12	T4376	Mainshaft 4th gear	1	
13	T4377	MAINSHAFT 3rd GEAR	1	
14	T4379	Bush	1	Reference only
15	T4380	Mainshaft 1st and 2nd gear	1	
16	T4548	LAYSHAFT	1	
17	T4550	Layshaft high gear...	1	Reference only
18	T4384	Layshaft 4th gear	1	Reference only
19	T4387	Layshaft 3rd gear	1	
20	T4388	LAYSHAFT 2nd GEAR	1	
21	T4390	Bush	1	
22	T4391	LAYSHAFT 1st GEAR	1	
23	T4393	Bush	1	
24	D3494	Circlip	1	
25	T4381	Driving dog	1	
26	T4363	Quadrant	1	
Not Illus.	T4402	Leaf spring	1	
	T4374/408	Plunger quadrant	1	
	T4403	Plunger	2	
	T4397	Gearbox sprocket – 19T	1	
	T4396	Locknut	1	
	T4395	Lock washer	1	
	D3512	Oil seal, gearbox	1	

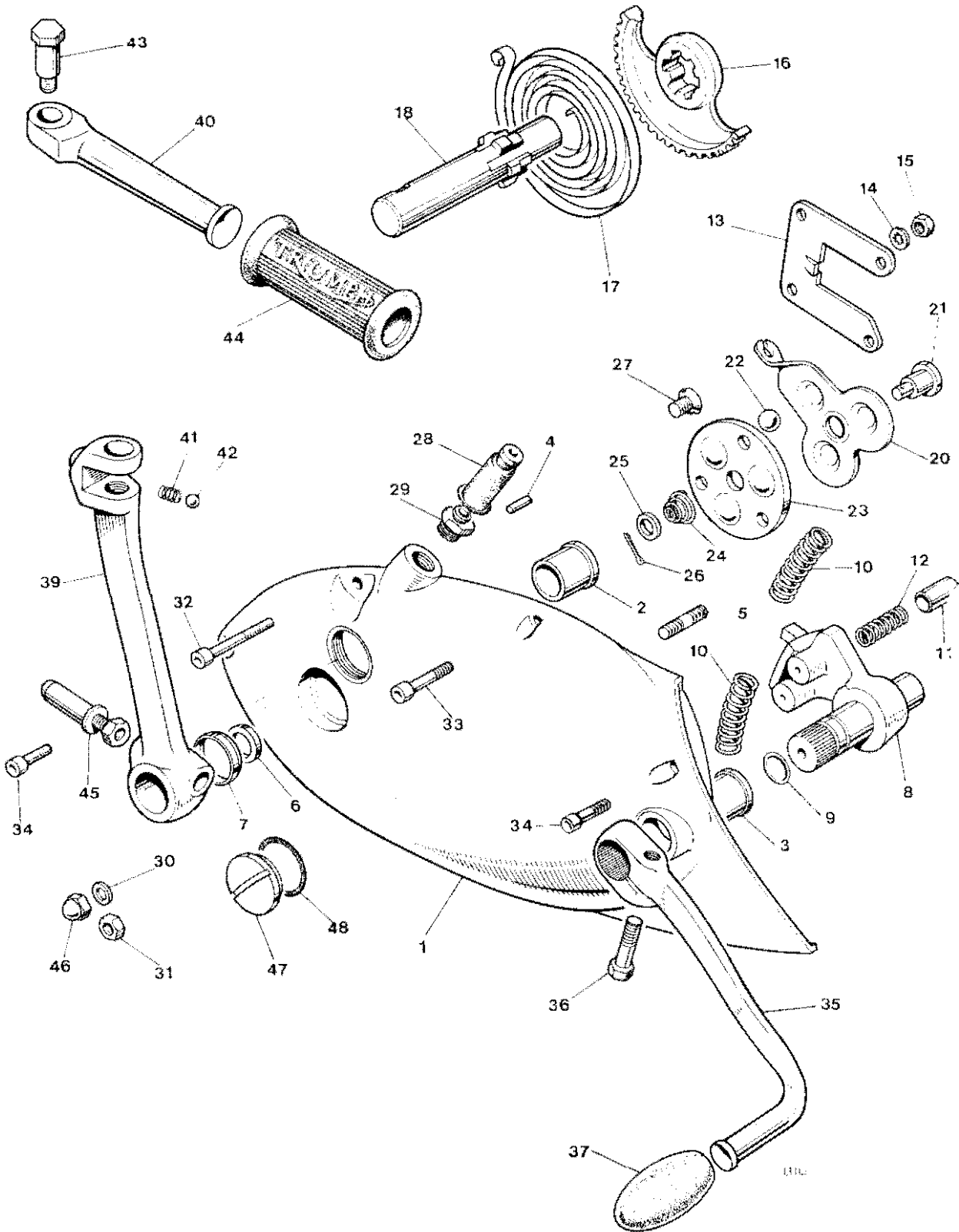


Fig 14. GEARBOX OUTER COVER

## GEARBOX OUTER COVER

Ref. No.	Part No.	DESCRIPTION	QUANTITY	REMARKS
1	T3760	GEARBOX OUTER COVER	1	
2	T23	Kickstarter spindle bush	1	
3	T57	Gearchange spindle bush	1	
4	T47	Kickstarter spring anchor pin	1	
5	S547	Guide plate stud	4	
6	T1956	Oil seal	1	
7	T1955	Oil seal housing	1	
8	T408/9	Gearchange quadrant	1	
9	D3530	Rubber "O" ring	1	
10	T404	Quadrant return spring	2	
11	T406	Gearchange quadrant plunger	2	
12	T405	Plunger spring	2	
13	T407	Guide plate	1	
14	E1612	Serrated washer	4	
15	14-0301	Nut	4	
16	T4117	Kickstarter quadrant	1	
17	T31	Kickstarter return spring	1	
18	T24A	Kickstarter axle	1	
19	T3629	CLUTCH LEVER ASSEMBLY	1	
20	T4441	Clutch lever	1	
21	T1710	Lever shaft	1	
22	D2368	Ball, $\frac{3}{8}$ in. diam.	3	
23	T3761	Thrust plate	1	
24	T1712	Return spring	1	
25	G5127	Plain washer	1	
26	—	Split pin ( $\frac{5}{64}$ in. x $\frac{1}{2}$ in.)	1	Reference only
27	S1879	Countersunk screw	2	
28	T1646	Rubber cover	1	
29	T3762	Abutment for clutch cable	1	
30	S25-3	Plain washer	2	
31	14-0302	Nut	1	
32	S1878	Screw	2	
33	14-6609	Screw	2	
34	14-6608	Screw	1	
35	T3757	Gearchange pedal	1	
36	14-0201	Bolt	1	
37	T2450	Pedal rubber	1	
38	T3632	FOLDING KICKSTARTER	1	
39	T2173	Kickstarter lever	1	
40	T1272	Kickstarter pedal	1	
41	T1167	Pedal locating spring	1	
42	S70-3	Steel ball, $\frac{1}{4}$ in. diam.	1	
43	S541	Pedal bolt	1	
44	T2330	Pedal rubber	1	
45	T4356	Cotter pin c/w nut and washer	1	
46	S544	Domed nut	1	
47	T2166	Filler plug	1	
48	E8782	"O" ring	1	

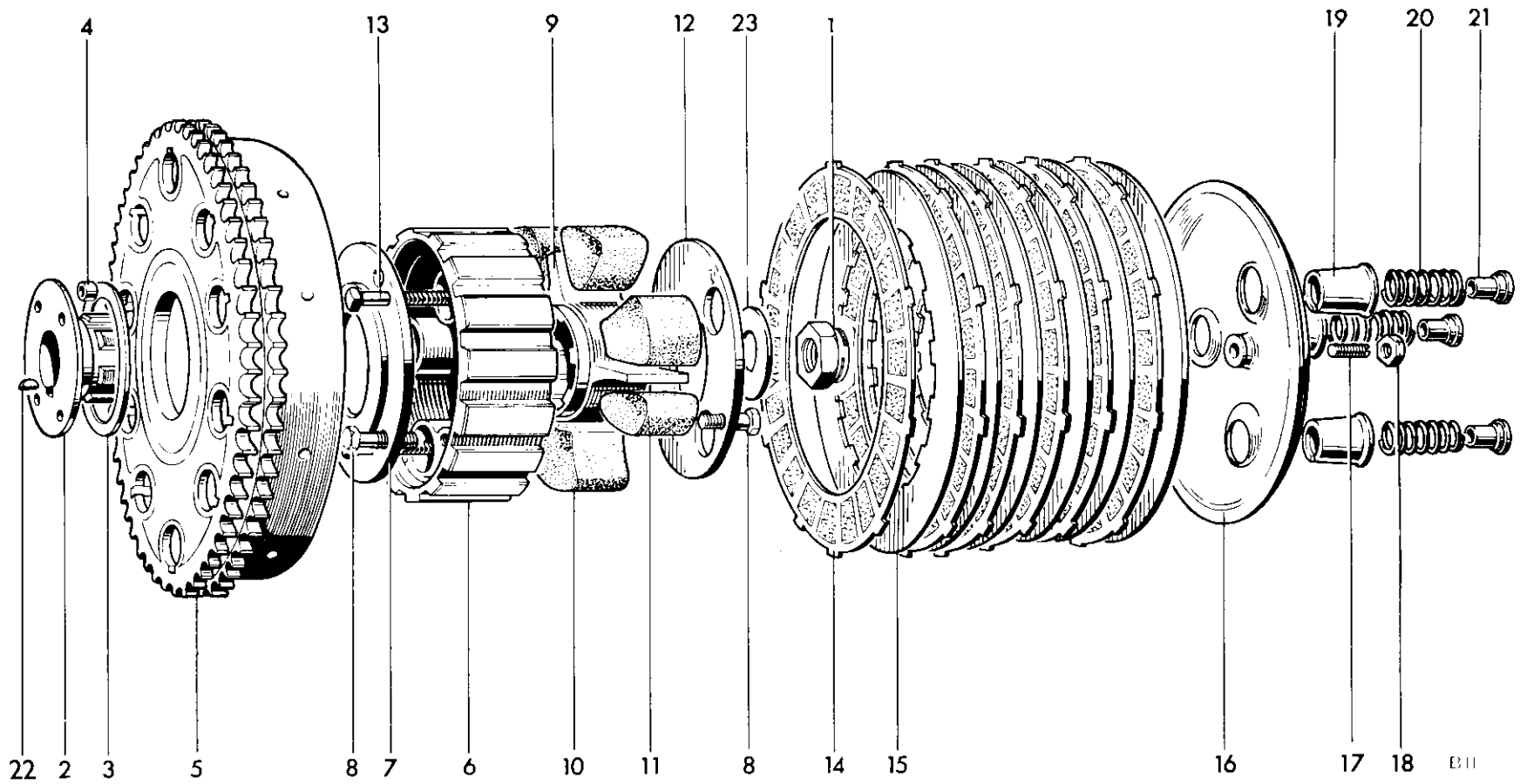


Fig. 15. CLUTCH

**CLUTCH**

1	S586	Clutch securing nut	1	
2	T3929	Hub	1	
3	T3931	Thrust washer	1	
4	T394	Roller	20	
5	T1570	Sprocket and housing (58 teeth Duplex)	1	
6	T4438	Centre	1	
7	T4436	Inner plate	1	
8	S2157	Bolt	3	
9	T2538	Shock absorber spider	1	
10	T1722	Drive rubber (large)	3	
11	T1723	Rebound rubber (small)	3	
12	T4437	Outer plate	1	
13	T423A	Screwed pin	3	
14	T1362	Driving plate (bonded)	6	
15	T1363	Driven plate	6	
16	T2156	Pressure plate	1	
17	T2159	Adjuster pin	1	
18	14-0403	Nut	1	
19	T1931	Spring cup	3	
20	T1830	Spring	3	
21	T2526	Pressure nut	3	
22	S66-1	Key	1	
23	T2279	Washer	1	

50

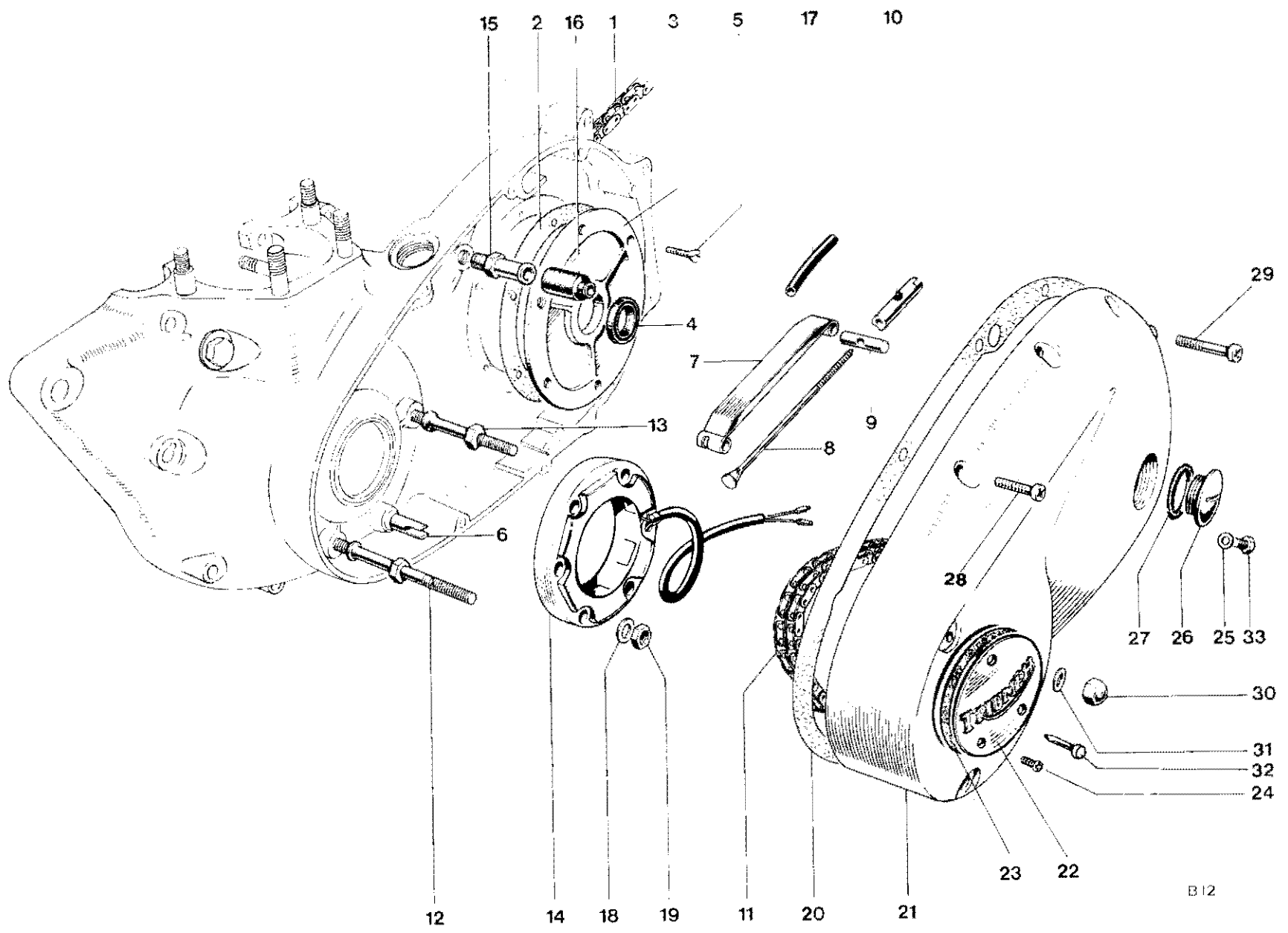
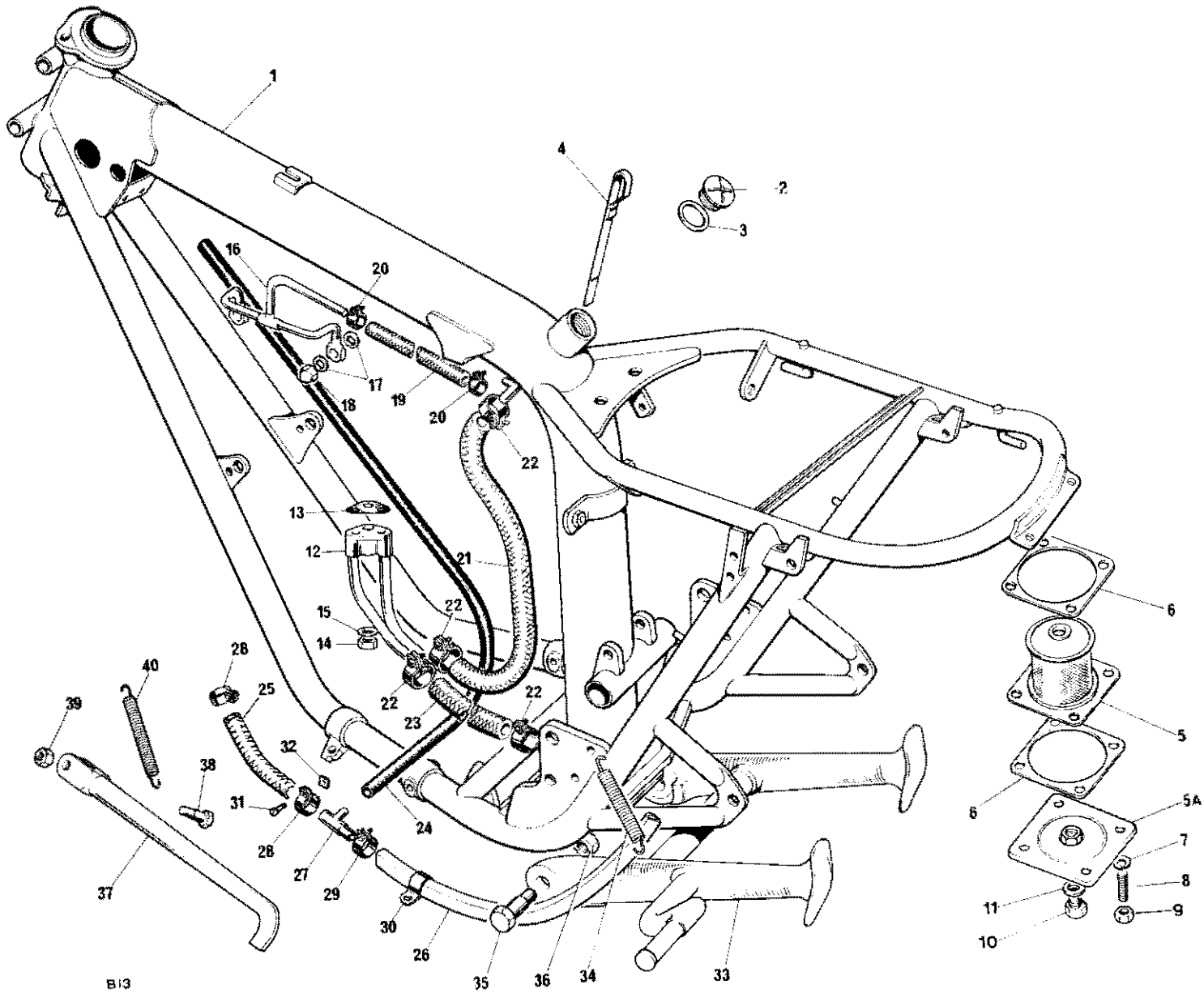


Fig. 16. CHAINCASE AND CHAINS

B12

### CHAINCASE AND CHAINS

1	D1915	Rear chain, $\frac{5}{8}$ in. x $\frac{3}{8}$ in. x 106 links ...	1	
2	E11419	Joint washer ...	1	
3	E7037	Cover plate ...	1	} Not 5 speed models
4	E7565	Oil seal ...	1	
5	E3821	Countersunk screw ...	6	
6	E5976	Chain tensioner abutment ...	1	
7	E6061	Chain tensioner blade...	1	
8	E4152	Tie rod ...	1	
9	E5977	Trunnion ...	1	
10	E9703	Adjuster sleeve nut ...	1	
11	D477	Primary chain, $\frac{3}{8}$ in. Duplex x 84 links ...	1	
12	S1866	Stator stud ...	2	
13	S1867	Stator stud ...	1	
14	47205	Stator, RM21 (99-1006) ...	1	
15	E9360	Sleeve nut ...	1	
16	E4144	Rubber grommet ...	1	
17	E5449	Plastic sleeve ...	1	
18	S25-3	Plain washer ...	3	
19	14-0702	Self-locking nut ...	3	
20	E11463	Joint washer ...	1	
21	E9245	Chaincase ...	1	
22	T2440	Rotor cover ...	1	
23	E11457	Joint washer ...	1	
24	F4129	Screw ...	3	
25	E2441	Copper washer ...	1	
26	T2166	Filler plug ...	1	
27	E8782	"O" ring ...	1	
28	14-6608	Screw ...	6	
29	14-6620	Screw ...	2	
30	S544	Domed nut ...	2	
31	F1880	Copper washer ...	2	
32	T2443	Timing pointer ...	1	
33	14-6101	Level plug ...	1	



B13

Fig. 17. FRAME



**FRAME**

1	F14283	Frame ... ..	1		
2	E12744	Oil filler cap ... ..	1		
3	D3616	"O" ring ... ..	1		
4	F13142	Dipstick ... ..	1		
5	F13642	Oil filter ... ..	1		
5A	F13185	Sump plate ... ..	1		
6	F12829	Gasket ... ..	2		
7	D2330	Washer	} Sump plate to frame	...	
8	S2109	Stud			4
9	14-1302	Nut			4
10	14-0113	Drain plug ... ..	1		
11	E12505	Joint washer ... ..	1		
12	E6930	Oil junction block ... ..	1		
13	E11458	Joint washer ... ..	1		
14	S1908	Nut	} Junction block to crankcase	...	
15	E3446	Washer			1
16	E12428	Rocker oil pipe ... ..	1		
17	E1335	Washer ... ..	4		
18	E1435	Nut ... ..	4		
19	E12337	Rocker feed pipe ... ..	1		
20	D3524	Clip—rocker feed pipe ... ..	2		
21	E12345	Oil return pipe ... ..	1		
22	E6848	Clip—feed and return pipes ... ..	4		
23	E12347	Oil feed pipe ... ..	1		
24	E12349	Oil vent pipe ... ..	1		
25	E11149	Crankcase breather pipe—front ... ..	1		
26	F11614	Crankcase breather pipe—rear ... ..	1		
27	F11610	"T" piece ... ..	1		
28	D2253	Clip—breather pipe—front ... ..	2		
29	D2252	Clip—breather pipe—rear ... ..	1		
30	F11615	Clip—breather pipe to fender ... ..	4		
31	H3894	Screw ... ..	4		
32	F4717	Nut ... ..	4		
33	F12627	Centre stand ... ..	1		
34	F13793	Spring ... ..	1		
35	S2077	Pivot bolt ... ..	2		
36	14-1304	Nut ... ..	2		
37	F11560	Prop stand ... ..	1		
38	F7021	Bolt ... ..	1		
39	14-1303	Nut ... ..	1		
40	F8382	Spring ... ..	1		
Not illus.	D3361	Transfer "Made in England" ... ..	1		
Not illus.	D2452	Transfer—Safety Standards ... ..	1		
Not illus.	14-0114	Bolt	} Prop stand stop	...	
Not illus.	14-0402	Nut			1

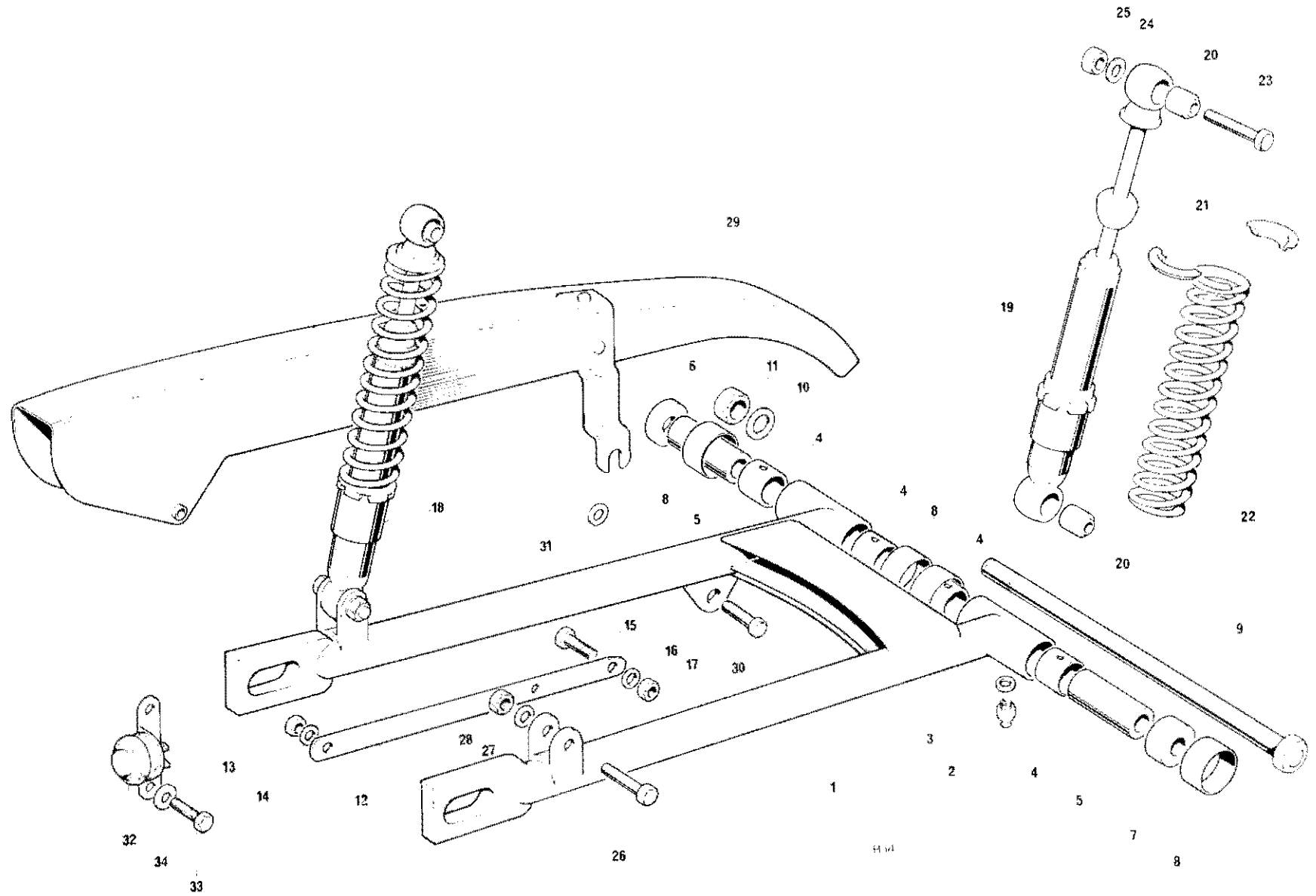


Fig. 18. SWINGING FORK AND SUSPENSION UNITS

**SWINGING ARM AND SUSPENSION UNITS**

1	F12513	SWINGING ARM	1	
2	D1841	Grease nipple	2	
3	WE170	Washer, grease nipple	2	
4	F12521	Bush, pivot arm	4	
5	F12691	Sleeve, swinging arm pivot	2	
6	F12690	Distance piece R.H.	1	
7	F12689	Distance piece L.H.	1	
8	F12692	Dirt excluder	4	
9	S2087	Stud, swinging arm pivot	1	
10	F12266	Washer, swinging arm pivot	2	
11	14-1307	Nut, swinging arm pivot	1	
12	F12656	Brake torque stay	1	
13	14-1304	Nut, torque stay to brake plate	1	
14	D2350	Washer, torque stay to brake plate	1	
15	14-0133	Bolt, torque stay to swinging arm	1	
16	W2330	Washer, torque stay to swinging arm	1	
17	14-1304	Nut, torque stay to swinging arm	1	
18	64052341	SUSPENSION UNIT (D2294)	2	
19	64052090	Damper unit		Reference only
20	64533645	Bonded bush (99-0122)	4	
21	9054/171	Spring retainer (99-0107)	4	
22	64544754	Spring, 110 lbs. chrome (99-1139)	2	
23	14-0235	Bolt, damper—top	2	(1 off TR6C)
23	S1997	Stud, damper—top L.H.	1	(TR6C)
24	D2331	Washer, damper—top	2	(3 off TR6C)
25	14-1303	Nut, damper—top	2	(3 off TR6C)
26	14-0234	Bolt, damper, lower	2	
27	D2321	Washer damper lower	2	
28	14-1303	Nut damper lower	2	
29	F12641	Chainguard	1	
30	14-0206	Bolt, chainguard fixing—front	1	
31	D2347	Washer, chainguard fixing—front	1	
32	34815	Stop lamp switch—1185A (99-1028)	1	
33	D3550	Screw	2	
34	H1388	Washer	2	

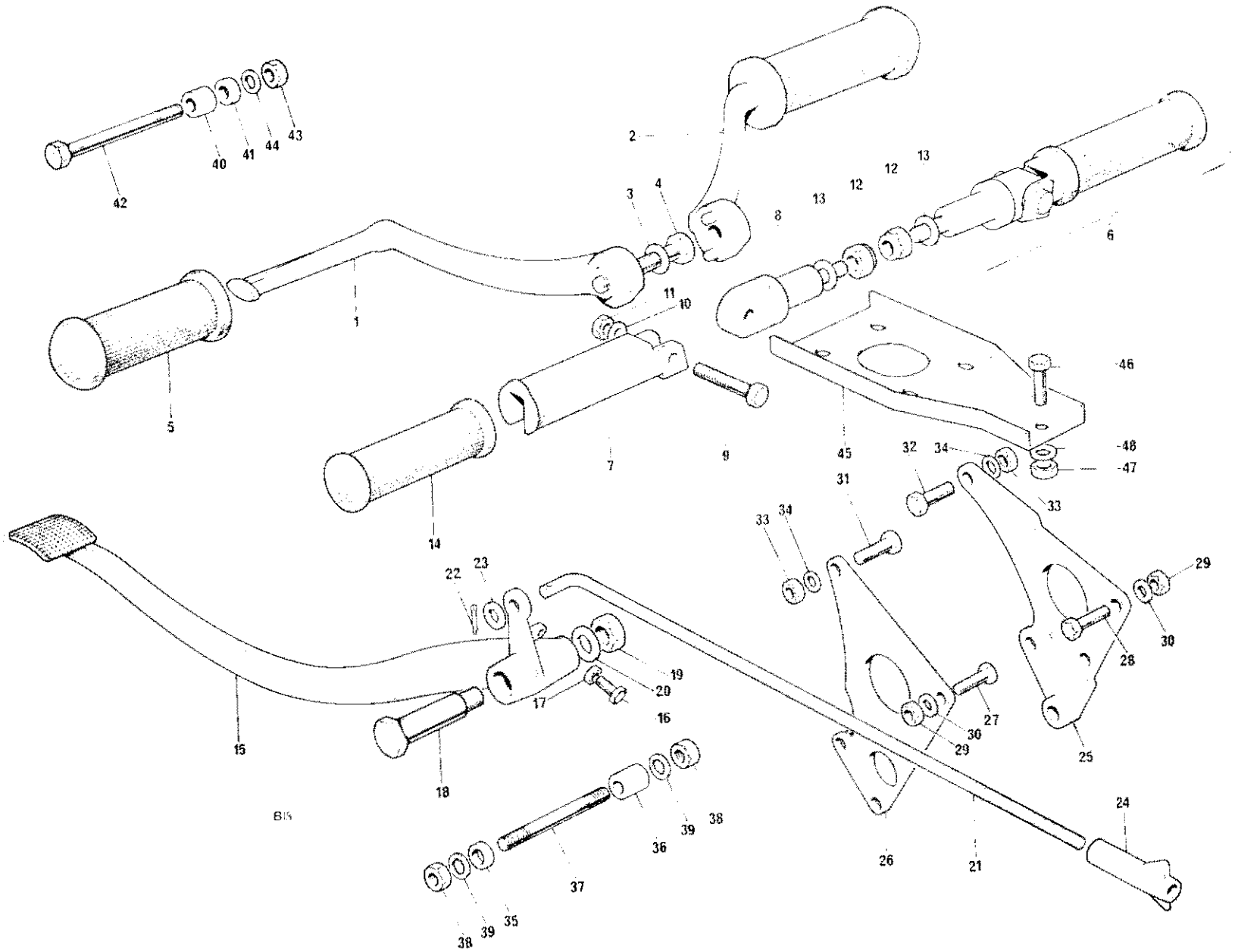


Fig. 19. MOTOR UNIT FITTING AND FOOTRESTS

**MOTOR UNIT FITTINGS AND FOOTRESTS**

1	F12855	Footrest—L.H. ... ..	1	
2	F12854	Footrest—R.H. ... ..	1	
3	14-0259	Bolt ... ..	2	
4	D2333	Washer ... ..	2	
5	F9279	Footrest rubber ... ..	2	
6	F12841	PILLION FOOTREST ... ..	2	
7	F9053	Pedal ... ..	1	
8	F13207	Hanger bolt ... ..	1	
9	14-0217	Bolt ... ..	1	
10	F9089	Washer } Footrest swivel ... ..	1	
11	14-1302	Nut } ... ..	1	
12	14-1303	Nut } Footrest to frame ... ..	1	
13	F2184	Washer } ... ..	1	
14	F9054	Footrest rubber ... ..	1	
15	F12666	Rear brake pedal ... ..	1	
16	14-0103	Screw } Stop light adjustment ... ..	1	
17	14-0301	Nut } ... ..	1	
18	S2045	Pivot pin ... ..	1	
19	14-1303	Nut ... ..	1	
20	E8084	Washer ... ..	1	
21	F12860	Rear brake operating rod ... ..	1	
22	—	Split pin ( $\frac{1}{16}$ in. x $\frac{3}{8}$ in.) ... ..	Reference only	
23	F14277	Distance piece ... ..	1	
24	F7387	Adjuster nut—brake rod ... ..	2	
25	F13024	Rear motor plate R.H. ... ..	1	
26	F13023	Rear motor plate—L.H. ... ..	1	
27	14-0115	Bolt } ... ..	5	
28	14-0116	Bolt } Rear motor plates to frame ... ..	1	
29	14-1302	Nut } ... ..	6	
30	D2330	Washer } ... ..	12	
31	14-0220	Bolt } ... ..	2	
32	14-0221	Bolt } Motor to motor plates ... ..	2	
33	14-1302	Nut } ... ..	4	
34	D2321	Washer } ... ..	8	
35	F12846	Distance piece—L.H. } ... ..	1	
36	F12847	Distance piece—R.H. } ... ..	1	
37	S2112	Stud } Motor to frame centre bottom ... ..	1	
38	14-1304	Nut } ... ..	2	
39	D2332	Washer } ... ..	2	
40	F12848	Distance piece—L.H. } ... ..	1	
41	F12849	Distance piece—R.H. } ... ..	1	
42	14-0254	Bolt } Motor fixing front ... ..	1	
43	14-1304	Nut } ... ..	1	
44	D2332	Washer } ... ..	1	
45	F13537	Steady bracket motor to frame ... ..	1	
46	14-0126	Bolt } ... ..	1	
47	14-1303	Nut } Bracket to frame ... ..	1	
48	D2331	Washer } ... ..	1	
Not illus	S1933	Extended nut (used with 14-0220) ... ..	1	(TR6c only)
Not illus	14-1305	Nut } Footrest bolt ... ..	2	
Not illus	F13602	Collar } ... ..	2	

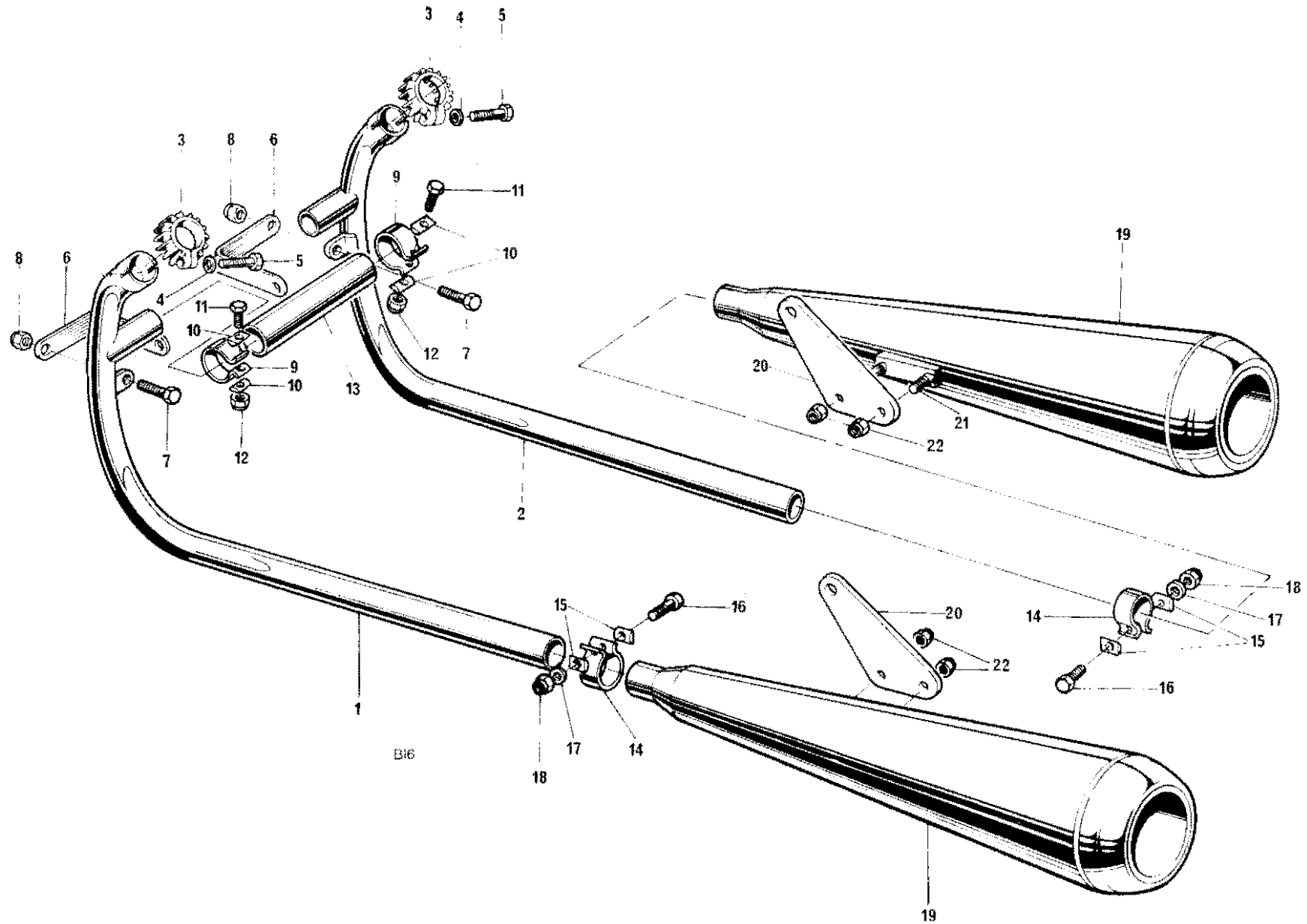


Fig. 20. EXHAUST PIPES AND MUFFLERS

**EXHAUST PIPES AND MUFFLERS, TR6R, T120R**

1	E12636	Exhaust pipe—L.H.	1	} Later models
2	E12637	Exhaust pipe—R.H.	1	
3	E12465	Finned clip	2	
4	F8978	Washer	2	
5	F8977	Bolt	2	
6	E6857	Exhaust pipe stay	2	
7	E6179	Screw	2	
8	E7471	Nut	2	
9	E7512	Clip	2	
10	E3768	"D" washer	4	
11	14-0217	Bolt	2	} Exhaust pipes to coupling pipe
12	14-1202	Nut	2	
13	E9888	Coupling pipe	1	
14	E2271	Clip	2	} Exhaust pipes to mufflers
15	E3768	"D" washer	4	
16	14-0219	Bolt	2	
17	S25-3	Washer	2	
18	14-1302	Nut	2	
19	E12382	Muffler	2	
20	E12282	Hanger—muffler and pillion footrest	2	
21	14-0101	Bolt	4	} Muffler to hanger
22	14-1301	Nut	4	

\*EARLIER MODELS USE THE FOLLOWING:—

1	E12753	Exhaust pipe—L.H.	1
2	E12756	Exhaust pipe—R.H.	1
3	E10216	Finned Clip	2
4	E8860	Spherical washer	2
5	E6744	Bolt...	2

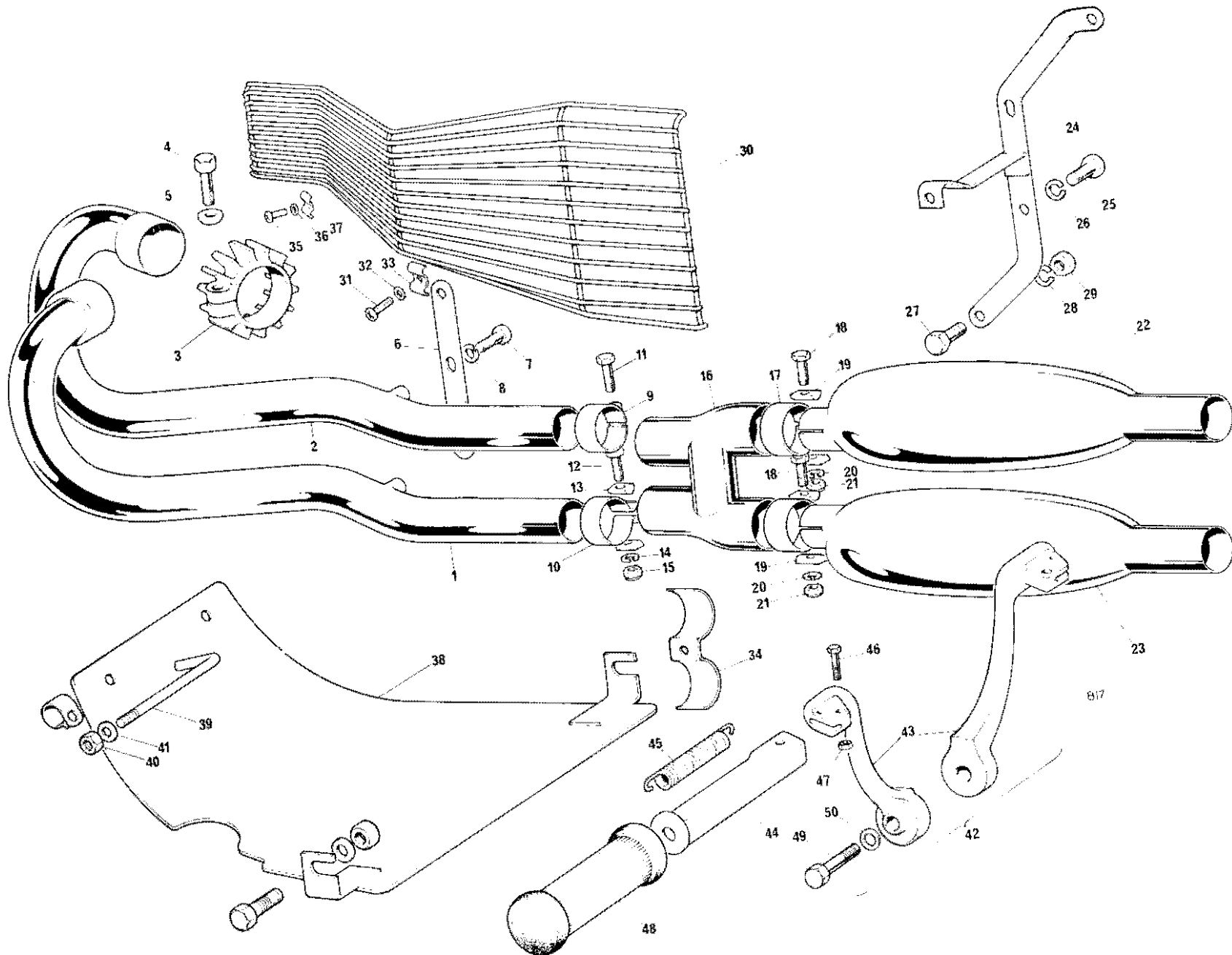


Fig. 21. EXHAUST PIPES AND MUFFLERS, TR6C



**EXHAUST PIPES, MUFFLERS AND FOLDING FOOTRESTS, TR6C**

Ref. No.	Part. No.	Description	Quantity	Remarks
1	E12334	Exhaust pipe—lower	1	} Later models
2	E12632	Exhaust pipe—upper	1	
3	E12465	Finned clip	2	
4	F8977	Bolt	2	
5	F8978	Washer	2	
6	E13250	Exhaust pipe stay	1	
7	14-0113	Bolt	3	
8	S26-3	Spring washer	3	
9	E7299	Clip—upper	1	} Exhaust pipes to connector
10	E5874	Clip—lower	1	
11	14-0116	Bolt	1	
12	14-0219	Bolt	1	
13	E3768	"D" washer	2	
14	S26-3	Spring washer	1	
15	14-1202	Nut	1	
16	E9673	Connector	1	} Connector to mufflers
17	E2271	Clip	2	
18	14-0219	Bolt	2	
19	E3768	"D" washer	4	
20	S26-3	Spring washer	2	
21	14-1202	Nut	2	
22	E12019	Muffler—upper	1	} Mufflers to hanger
23	E12020	Muffler—lower	1	
24	E12511	Muffler—hanger	1	
25	S1822	Bolt	2	} Hanger to frame
26	S26-3	Spring washer	2	
27	14-0115	Bolt	1	
28	S26-3	Spring washer	1	
29	S1933	Spacer nut	1	
30	E9680	Leg guard	1	} Leg guard attachment front
31	S1953	Screw	1	
32	E9857	Washer	1	
33	E9688	Clip	1	} Leg guard attachment rear
34	E9696	Bracket	1	
35	S1954	Screw	1	
36	E9857	Washer	1	
37	E9688	Clip	1	
38	E12851	Crankcase undershield...	1	
39	S2096	Hooked stud	2	
40	14-1301	Nut	2	
41	D2320	Washer	2	

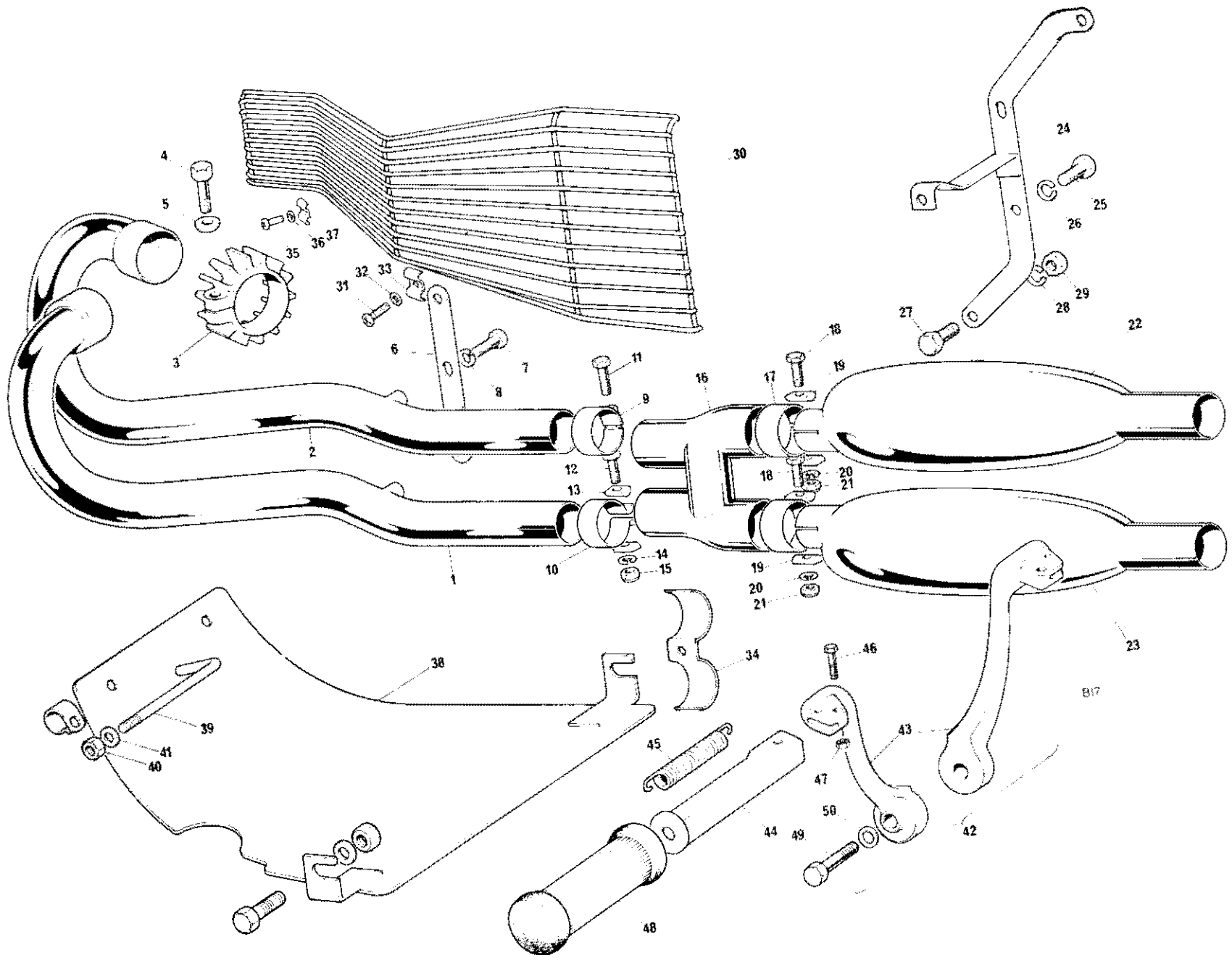


Fig. 21. EXHAUST PIPES AND MUFFLERS, TR6C

**EXHAUST PIPES, MUFFLERS AND FOLDING FOOTRESTS, TR6C**

42	F13139	FOLDING FOOTREST—R.H.	...	...	...	...	...	1
42	F12856	FOLDING FOOTREST—L.H.	...	...	...	...	...	1
43	F13140	Footrest hanger—R.H.	...	...	...	...	...	1
43	F12858	Footrest hanger—L.H.	...	...	...	...	...	1
44	F13092	Footrest pedal	...	...	...	...	...	1
45	F13095	Spring	...	...	...	...	...	1
46	14-0216	Bolt	...	...	...	...	...	1
47	14-1302	Nut	...	...	...	...	...	1
48	F9051	Footrest rubber	...	...	...	...	...	1
49	S1969	Bolt	}Footrest to frame	...	...	...	...	2
50	F8243	Washer						2

**EARLIER MODELS USE THE FOLLOWING:—**

1	E11900	Exhaust pipe—lower	...	...	...	...	...	1
2	E11901	Exhaust pipe—upper	...	...	...	...	...	1
3	E10216	Finned clip	...	...	...	...	...	2
4	E6744	Bolt	...	...	...	...	...	2
5	E8860	Spherical washer	...	...	...	...	...	2
6	E6978	Exhaust pipe stay	...	...	...	...	...	1

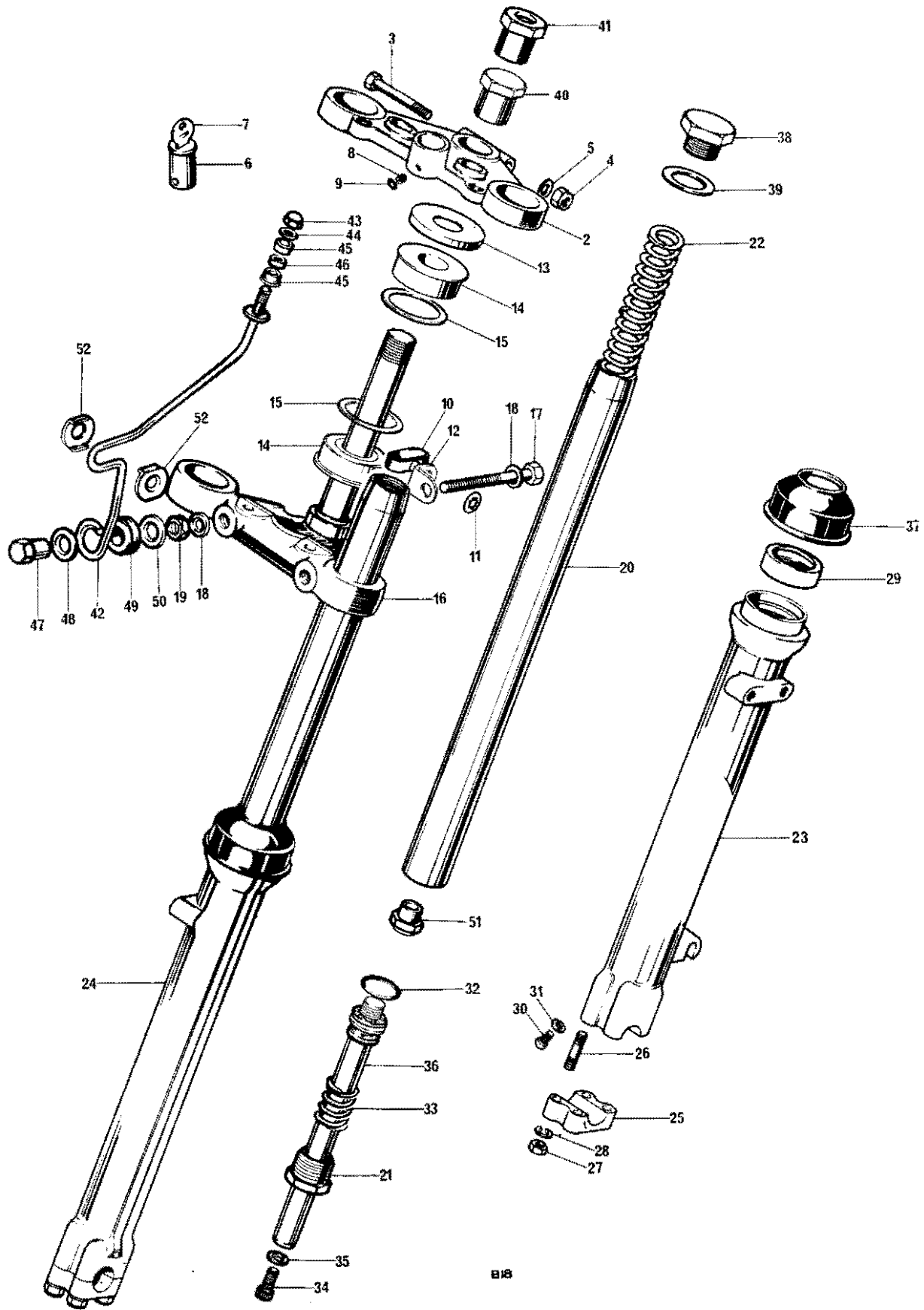


Fig. 22. TELESCOPIC FRONT FORK

**TELESCOPIC FRONT FORK**

1	H4080	FORK ASSEMBLY	1	
2	H4035	Top Yoke	1	
3	14-0234	Pinch Bolt	1	
4	14-1303	Nut	1	
5	E8084	Washer	1	
6	F6738	Lock c/w 2 keys	1	
7	D623	Key (state serial No.)	1	
8	S578	Grub screw	1	
9	H2266	Sealing washer	1	
10	H2270	Brake cable retainer	1	
11	F8245	Starlock washer	1	
12	H3682	Retaining bracket	1	
13	F12007	Abutment ring	2	
14	H4031	Taper roller bearing	2	
15	H4028	Dust cover	2	
16	H4315	Bottom yoke and stem	1	
17	14-0238	Pinch bolt	2	
18	E8084	Washer	4	
19	14-1303	Nut	2	
20	H4007	Stanchion	2	
21	H4076	End plug	2	
22	H4087	Main spring	2	
23	H4343	OUTER MEMBER—R.H.	1	
24	H4342	OUTER MEMBER—L.H.	1	
25	H3947	Cap wheel spindle	2	
26	S2102	Stud	8	
27	14-0302	Nut	8	
28	D2428	Washer	8	
29	H4001	Oil seal outer member	2	
30	H3894	Drain plug	2	
31	H3893	Washer	2	
32	H4003	"O" ring—damper valve	2	
33	H4009	Recoil spring	2	
34	14-1019	Cap screw—damper tube	2	
35	H4004	Cap screw seal	2	
36	H4325	Damper tube and valve assembly	2	
37	H4002	Scraper sleeve outer member	2	
38	H4258	Top cap nut	2	
39	H4166	Washer	2	
40	H4317	Steering stem nut (without steering damper)	1	
41	H4318	Steering stem nut (with steering damper)	1	
42	H4058	Headlamp bracket—L.H.	1	TR6R, T120R
42	H4060	Headlamp bracket—R.H.	1	
42	H4088	Headlamp bracket—L.H.	1	TR6C
42	H4090	Headlamp bracket—R.H.	1	
43	S1809	Nut	2	
44	D2338	Washer	2	
45	F12209	Bush	4	Headlamp bracket top fixing
46	F12211	Spacer	2	

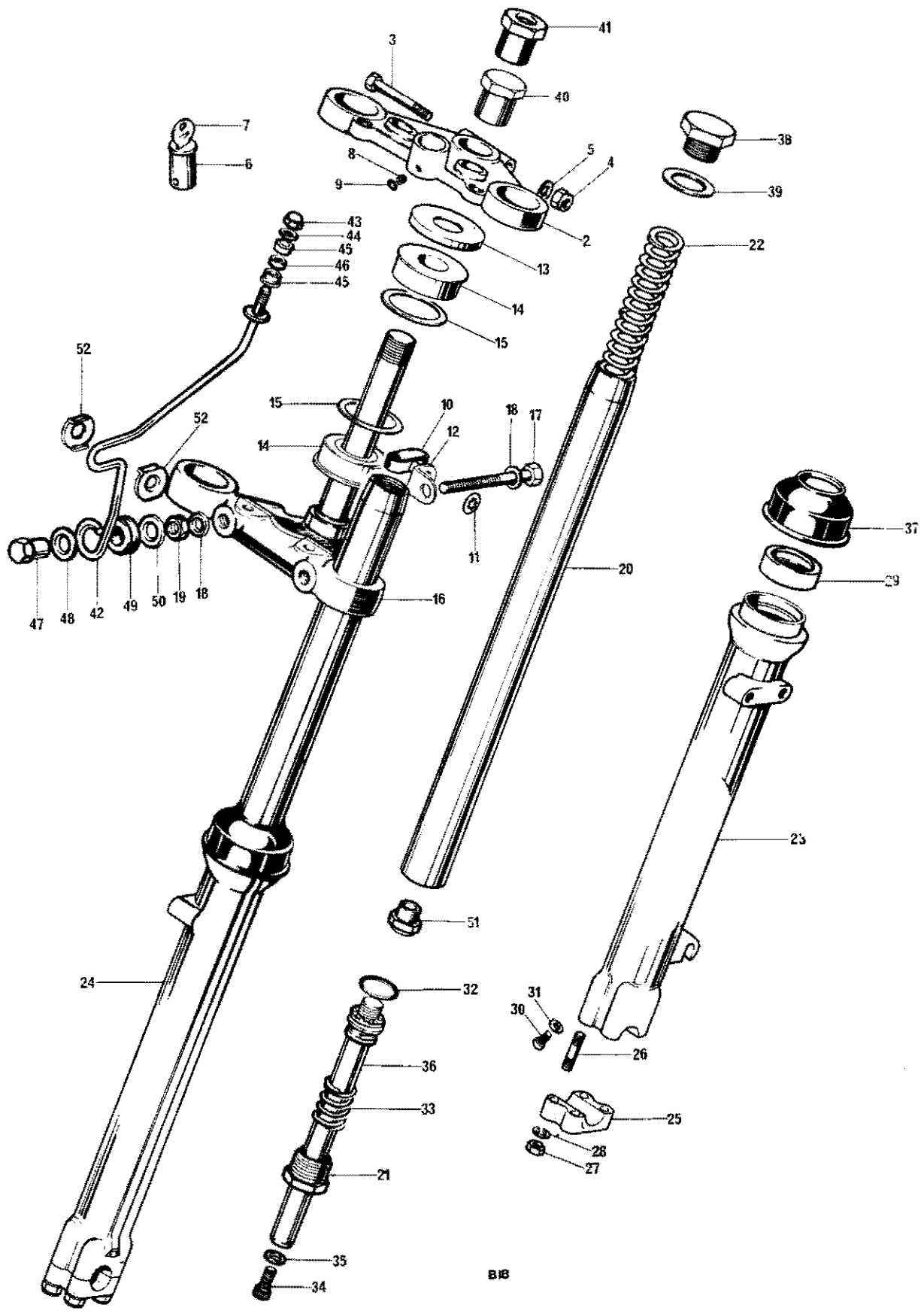


Fig. 22. TELESCOPIC FRONT FORK

Ref. No.	Part No.	DESCRIPTION	QUANTITY	REMARKS
----------	----------	-------------	----------	---------

**TELESCOPIC FRONT FORK**

47	S2062	Sleeve nut	...	...	2
48	D2333	Washer	...	...	2
49	D2630	Grommet	...	...	2
50	F9046	Washer	...	...	2
51	H4012	Nut—damper valve ...	...	...	2
52	F12216	Clamp washer ...	...	...	4

} Headlamp bracket bottom fixing





**HANDLEBAR MOUNTINGS AND STEERING DAMPER**

1	H2291	Handlebar eyebolt	2	
2	F1335	Washer	2	
3	S589	Bolt	2	
4	H1527	Metastatic bush	2	
5	H1529	Hemispherical washer	4	
6	H1581	Distance piece	2	
7	H1580	Rubber washer	2	
8	H2221	Cup	2	
9	14-1303	Nut	2	
10	H3875	Steering damper rod c/w knob	1	} Available
11	D2438	Spring washer	1	
12	H435	Friction disc	1	
13	H1797	Anchor plate	1	
14	H95	Spring plate	1	
15	D2329	Washer	1	
16	H4102	Bottom nut	1	
17	—	Split pin ( $\frac{3}{32}$ in. x $\frac{1}{2}$ in.)		Reference only

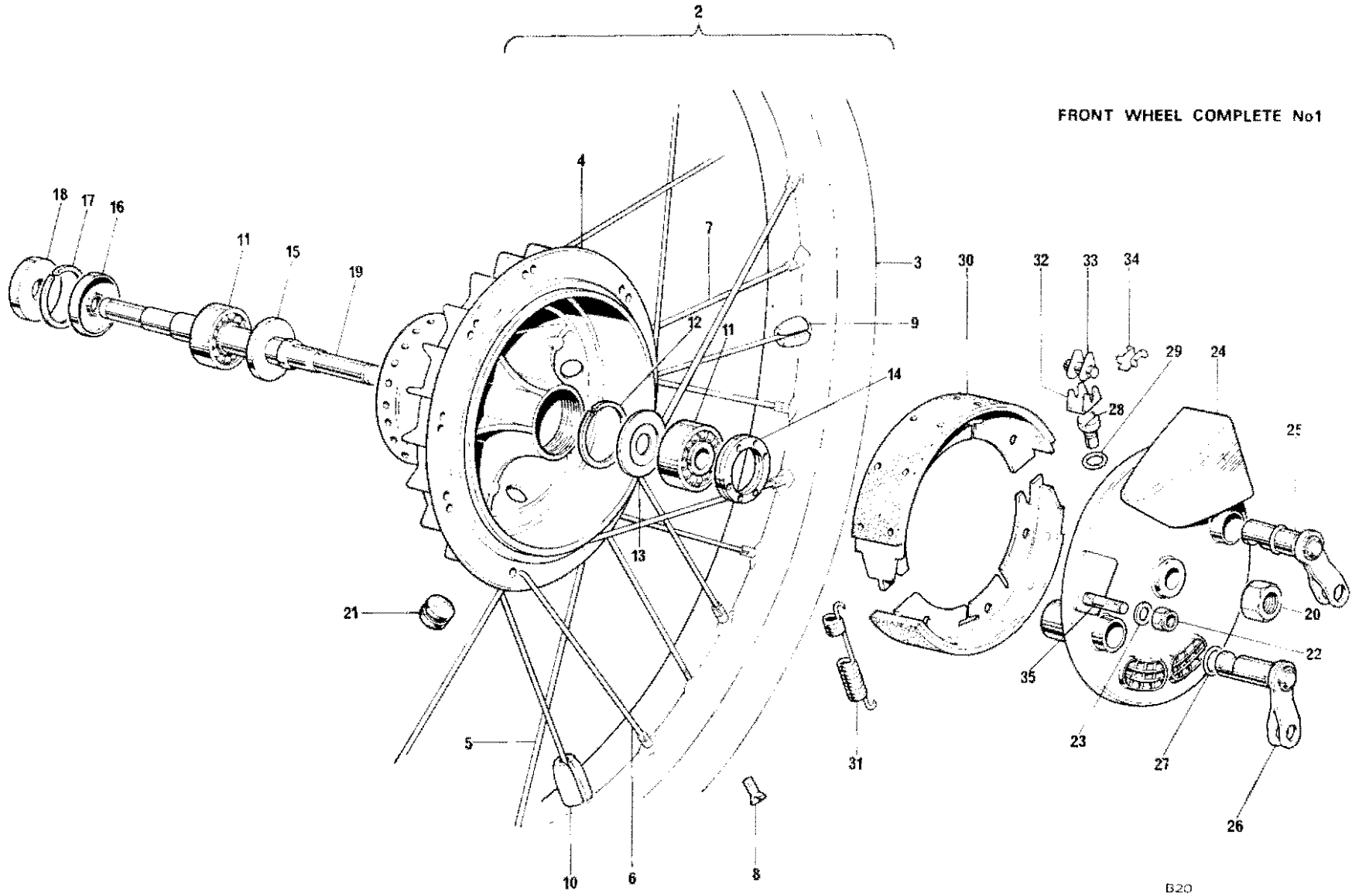
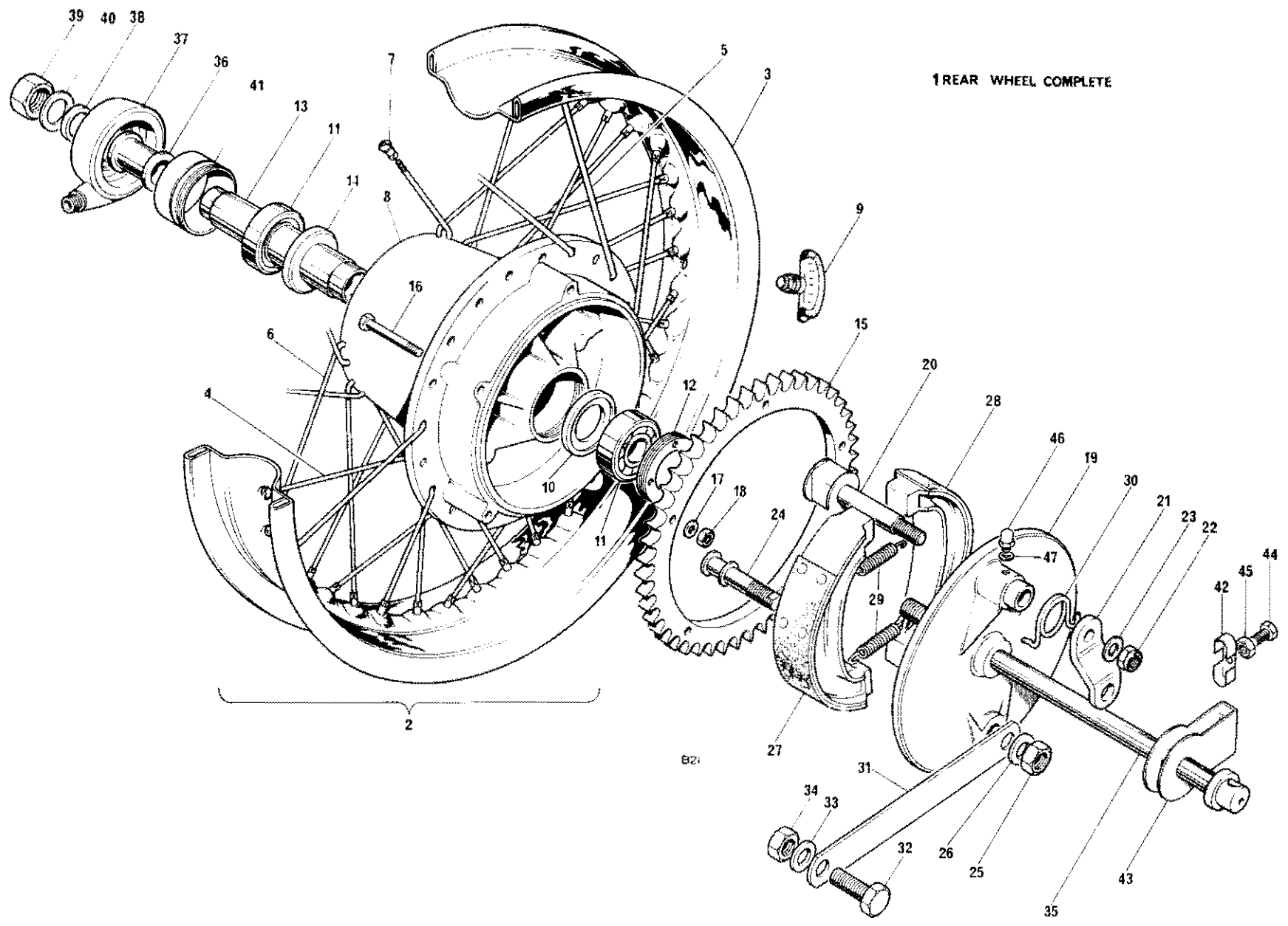


Fig. 24. FRONT WHEEL

**FRONT WHEEL**

1	W3845	FRONT WHEEL COMPLETE	1	
2	W3844	RIM, SPOKES AND HUB ASSEMBLY	1	
3	W3818	Wheel rim (WM2-19)	1	
4	W3658	Brake drum and hub	1	
5	W3820	Spoke (R.H.—inner)	10	
6	W3819	Spoke (R.H.—outer)	10	
7	W3821	Spoke (L.H.)	20	
8	W2294	Nipple...	40	
9	W3969	Balance weight (short)	as required	
10	W3970	Balance weight (long)	as required	
11	W653	Bearing	2	
12	D2632	Circlip—R.H.	1	
13	W3797	Grease retainer—R.H.	1	
14	W3759	Lock ring—R.H.	1	
15	W1481	Grease cap inner—L.H.	1	
16	W1237	Grease cap outer—L.H.	1	
17	T280	Circlip—L.H.	1	
18	W3932	Distance piece	1	
19	W3796	Wheel spindle	1	
20	W2058	Nut wheel spindle	1	
21	D3669	Grommet brake drum	1	
22	14-1303	Nut	1	} Anchor plate to fork leg
23	D2340	Washer	1	
24	W3655	Brake anchor plate	1	
25	W3987	Brake lever front	1	
26	W3986	Brake lever rear	1	
27	D2639	"O" ring brake cam	2	
28	W3762	Tappet brake cam	2	
29	W3761	"O" ring brake tappet	2	
30	W3713	Brake shoe complete	2	
31	W3714	Return spring	2	
32	W3715	Cage brake shoe adjuster	2	
33	W3716	Micram adjuster	2	
34	W3717	Abutment pressing	2	
35	14-1635	Stud-anchor plate torque reaction	1	



**REAR WHEEL**

1	W3968	REAR WHEEL COMPLETE ... ..	1	
2	W3782	RIM SPOKES AND HUB ASSEMBLY ... ..	1	
3	W3784	RIM (Wm 3 x 18) ... ..	1	
4	W3724	Spoke (inner—L.H.) ... ..	10	
5	W3725	Spoke (outer—L.H.) ... ..	10	
6	W3726	Spoke—R.H. ... ..	20	
7	W2294	Nipple... ..	40	
8	W3773	Hub and brake drum ... ..	1	
9	W3468	Tyre security bolt... ..	2	
10	W3749	Support ring—L.H. ... ..	1	
11	W653	Bearing ... ..	2	
12	W3752	Locking ring—L.H. ... ..	1	
13	W3753	Spacer ... ..	1	
14	W1654	Grease retainer—R.H. ... ..	1	
15	W3747	Sprocket 47 teeth ... ..	1	
16	14-0207	Bolt ... ..	5	
17	D2320	Washer } Sprocket to hub ... ..	5	
18	14-1301	Nut } ... ..	5	
19	W3856	Brake anchor plate ... ..	1	
20	W3872	Brake cam ... ..	1	
21	W4034	Brake lever ... ..	1	
22	14-1303	Nut ... ..	1	
23	D2331	Washer ... ..	1	
24	W3870	Brake pivot ... ..	1	
25	14-0305	Nut } Brake pivot to torque arm ... ..	1	
26	D2431	Washer } ... ..	1	
27	W3925	Brake shoe complete (leading) ... ..	1	
28	W3926	Brake shoe complete (trailing) ... ..	1	
29	W2328	Return spring (brake shoe) ... ..	2	
30	W4049	Return spring (brake lever) ... ..	1	
31	F12656	Brake torque arm ... ..	1	
32	14-0133	Bolt ... ..	1	
33	W2330	Washer } Torque arm to frame ... ..	2	
34	14-1304	Nut } ... ..	1	
35	W3965	Wheel spindle ... ..	1	
36	W3750	Distance piece inner ... ..	1	
37	D3213	Speedometer drive gearbox ... ..	1	
38	W3746	Distance piece outer ... ..	1	
39	14-1307	Nut } Wheel spindle ... ..	1	
40	F12266	Washer } ... ..	1	
41	W3751	Speedometer drive ring ... ..	1	
42	F13082	Cover plate—swinging arm fork end ... ..	2	
43	W3742	Chain adjuster ... ..	2	
44	14-0107	Screw } Chain adjuster ... ..	2	
45	14-0301	Nut } ... ..	2	
46	D1841	Grease nipple ... ..	1	
47	WE170	Fibre washer ... ..	1	

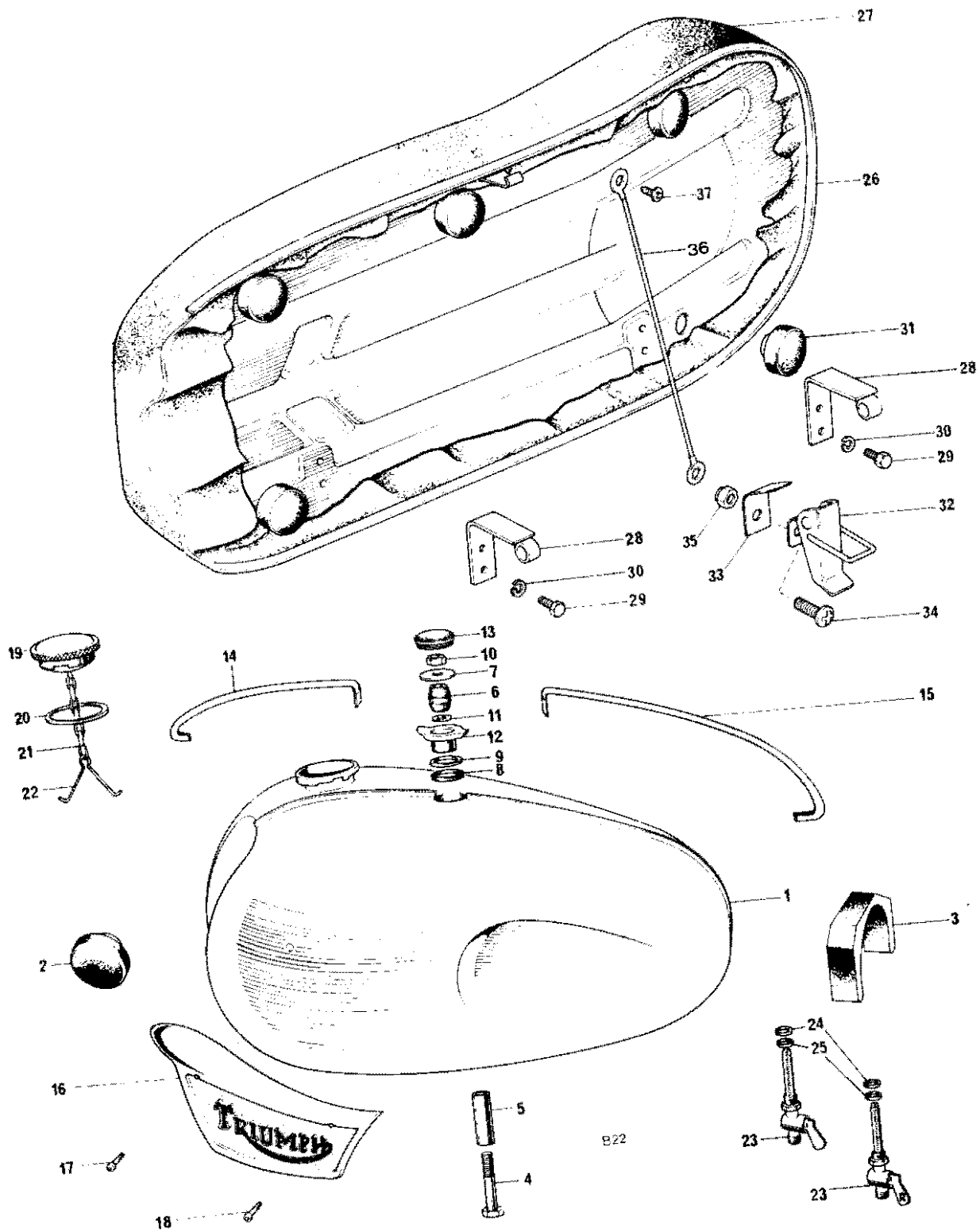
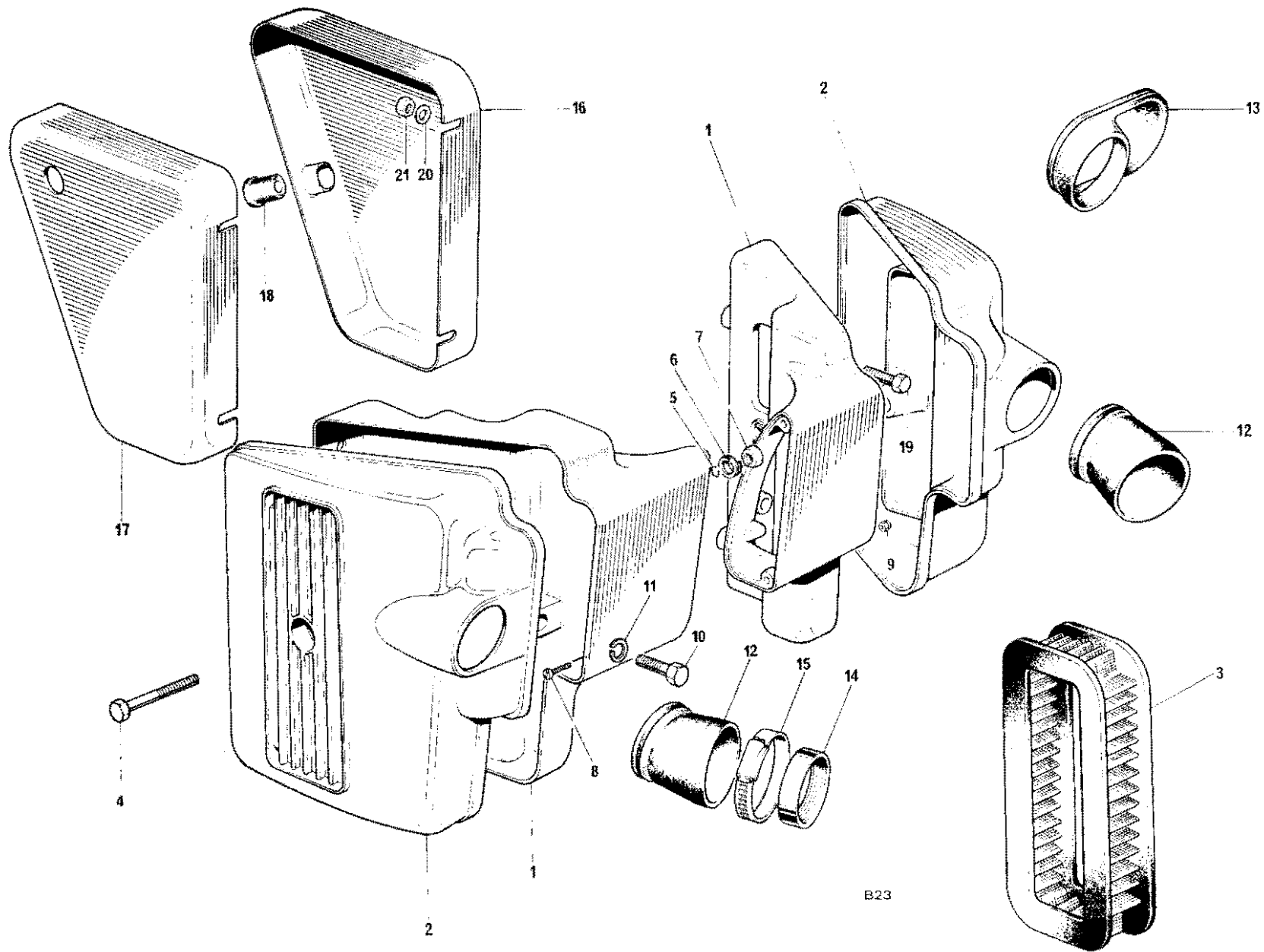


Fig. 26. GAS TANKS AND TWINSEAT

**GAS TANK AND TWINSEAT**

1	F12996	*Gas tank (3 gall.)	1	*For color see page 8
2	F9062	Steady rubber	2	
3	F13021	Mounting rubber	2	
4	S1823	Centre fixing bolt	1	
5	F13133	Distance tube	1	
6	F10260	Mounting rubber	1	
7	F13320	Washer	1	
8	F13321	Rubber washer	1	
9	F13319	Mounting ring	1	
10	S1999	Nut	1	
11	D2330	Washer	1	
12	F13318	Beading holder	1	
13	F13068	Grommet	1	
14	F13134	Styling strip-front	1	
15	F13135	Styling strip-rear	1	
16	F9700	Tank motif—L.H.	1	
16	F9701	Tank motif—RH.	1	
17	F11339	Screw—front—tank motif	2	
18	F7888	Screw—rear—tank motif	2	
19	F13875	Filler cap	1	
20	F4048	Joint washer	1	
21	F3217	Jack chain	1	TR6C
22	F3221	Clip	1	TR6C
23	F12800	Gas tap	1	
23	F12801	Gas tap—reserve	1	
24	E7351	Tap seal	2	
25	F10002	Washer	2	
26	F14288	Twinseat	1	
27	F14291	Twinseat cover	1	
28	F12867	Hinge	2	
29	14-0101	Bolt	4	
30	D2417	Spring washer	4	Hinge to twinseat
31	F9093	Rubber buffer	5	
32	F13061	Catch assembly	1	
33	F12597	Spring—catch assembly	1	
34	1-40604	Screw	1	Twinseat catch fixing
35	14-1301	Nut	1	Twinseat catch fixing
36	D2087	Check wire	1	
37	D2381	Screw—self tapping	1	
	*F12881	Petrol tank (4 $\frac{3}{4}$ gall.)	Available	



B23

Fig. 27. AIR CLEANERS AND SIDE PANELS



**AIR CLEANER AND SIDE PANELS**

Ref. No.	Part No.	Description	Quantity	Remarks
	F13789	AIR CLEANER ASSEMBLY—L.H.	1	Twin Carb T120R
	F13790	AIR CLEANER ASSEMBLY—R.H.	1	
1	F12749	Body—L.H.	1	
1	F12750	Body—R.H.	1	
2	F13850	Cover—L.H.	1	
2	F13851	Cover—R.H.	1	
	F13791	AIR CLEANER ASSEMBLY—L.H.	1	Single carb. TR6R, TR6C
	F13792	AIR CLEANER ASSEMBLY—R.H.	1	
1	F12798	Body—L.H.	1	
1	F12797	Body—R.H.	1	
2	F13864	Cover—L.H.	1	
2	F13865	Cover—R.H.	1	
3	D3072	Element	2	All models
4	14-0221	Bolt	2	
5	F8245	Retainer	2	
6	D2438	Washer	2	
7	14-0302	Nut	2	
8	D3539	Screw	2	
9	S501	Nut	2	
10	14-0218	Bolt	2	
11	D2418	Spring washer	2	
12	F12626	Connector pipe	2	
13	F12625	Connector pipe	1	T120R TR6C, TR6R
14	E11860	Carburetor adaptor	1 or 2	
15	D3536	Clip—Jubilee type	1 or 2	
16	F13859	Side panel—L.H.	1	
17	F13860	Side panel—R.H.	1	
18	F6673	Panel grommet	2	
19	14-0201	Bolt	4	Side panel to air cleaner
20	D2329	Washer	4	
21	14-1301	Nut	4	
Not illus.	D3722	Transfer	2	T120R
Not illus.	D3724	Transfer	2	TR6C
Not illus.	D3723	Transfer	2	TR6R
Not illus.	F9196	Spacer (use with 14-0218)	2	

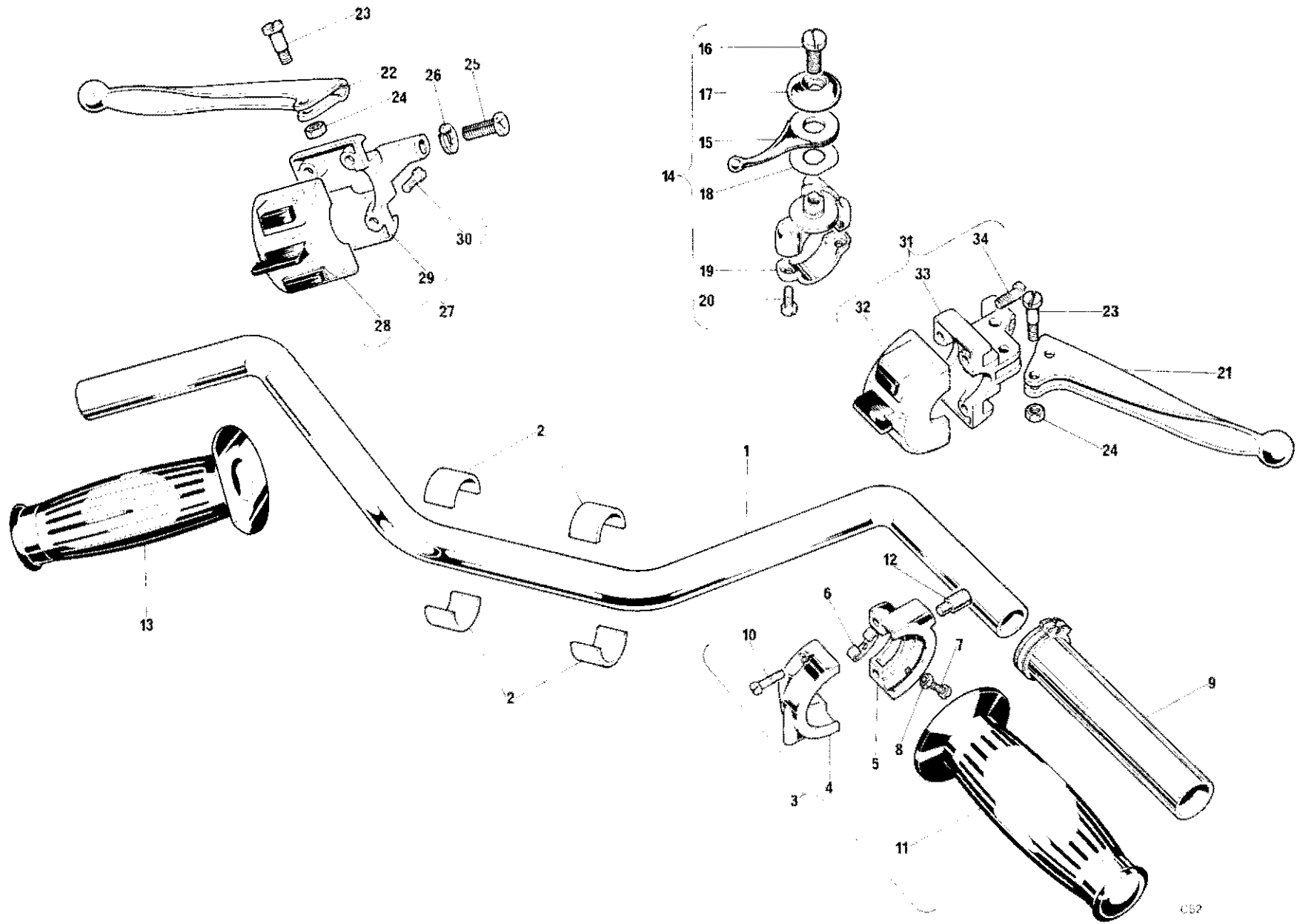


**FENDERS AND TAIL LAMP**

1	H4271	*Front fender	1	TR6R, T120R
1	H4270	*Front fender	1	TR6C
2	H4022	Bracket	4	
3	H4021	Rubber bush	4	
4	14-0103	Bolt	4	
5	D2427	Spring washer	4	
6	F13566	*Rear fender	1	TR6R, T120R
6	F13565	*Rear fender	1	TR6C
7	14-0114	Bolt	2	
8	D2330	Washer	4	
9	14-1302	Nut	2	
10	14-0101	Bolt	2	
11	14-0103	Bolt	1	
12	F3069	Spacer	1	
13	D2329	Washer	3	
14	14-1301	Nut	3	
15	F12768	Lifting handle	1	
16	14-0101	Bolt	2	
17	D2329	Washer	2	
19	14-1301	Nut	2	
18	F12727	Rear number plate bracket—L.H.	1	
20	F12728	Rear number plate bracket—R.H.	1	
21	14-0102	Bolt	4	
22	D2329	Washer	4	
23	14-1301	Nut	4	
24	F12786	Tail lamp support	1	
25	D3313	Captive nut	1	
26	14-6102	Bolt	1	
27	S25-1	Washer	1	
28	14-0101	Bolt	2	
29	D2427	Washer	2	
30	F13213	Rubber beading strip	2	
31	S7079	Reflector red (99-1162)	2	
32	D2391	Washer	2	
33	F4717	Nut	2	
34	53973	STOP AND TAIL LAMP 679 (99-0597)	1	
35	54577109	Lens (99-1046)	1	
36	144921	Screw (99-1189)	1	
37	54525286	Lamp base assembly		Reference only
38	380	Bulb (99-0542)	1	

\*For color see page 8.

08



052

Fig. 29. HANDLEBAR AND CONTROL LEVERS

### HANDLEBARS AND CONTROL LEVERS

1	H4252	Handlebar ... ..	1	
2	H1425	Sleeve, handlebar mounting ... ..	4	
3	16/364	TWISTGRIP (99-0248) ... ..	1	
4	16/328	Body, top half (99-0245) ... ..	1	
5	16/329	BODY, BOTTOM HALF (99-0246) ... ..	1	
6	16/008	Friction spring ... ..		Reference only
7	16/009	Screw ... ..		Reference only
8	16/010	Locknut ... ..		Reference only
9	99-0244	Rotor ... ..	1	
10	11/013	Screw (99-0225) ... ..	2	
11	H958	Grip ... ..	1	
12	16/011	Cable stop (99-0241) ... ..	1	
13	H2124	Grip ... ..	1	
14	12/608	AIR CONTROL LEVER (D3246) ... ..	1	
15	12/556	Lever ... ..		Reference only
16	12/607	Bolt ... ..		Reference only
17	12/606	Cap ... ..		Reference only
18	12/033	Spring washer ... ..		Reference only
19	12/040	Clamp ... ..		Reference only
20	11/014	Screw ... ..		Reference only
21	D3583	Front brake lever (alloy) ... ..	1	
22	D3657	Clutch lever (alloy) ... ..	1	
23	S2048	Pivot pin... ..	2	
24	14-1201	Nut ... ..	2	
25	D3585	Adjuster ... ..	2	
26	D3586	Lockring ... ..	2	
27	39595	HANDLEBAR SWITCH—L.H. ... ..		Reference only
28	54033666	Switch half ... ..		Reference only
29	54340882	Lever half (99-1187) ... ..	1	
30	54115246	Screw (99-1188) ... ..	4	
31	39596	HANDLEBAR SWITCH—R.H. ... ..		Reference only
32	54033667	Switch half ... ..		Reference only
33	54340883	Lever half (99-1215) ... ..	1	
34	54115246	Screw (99-1188) ... ..	4	

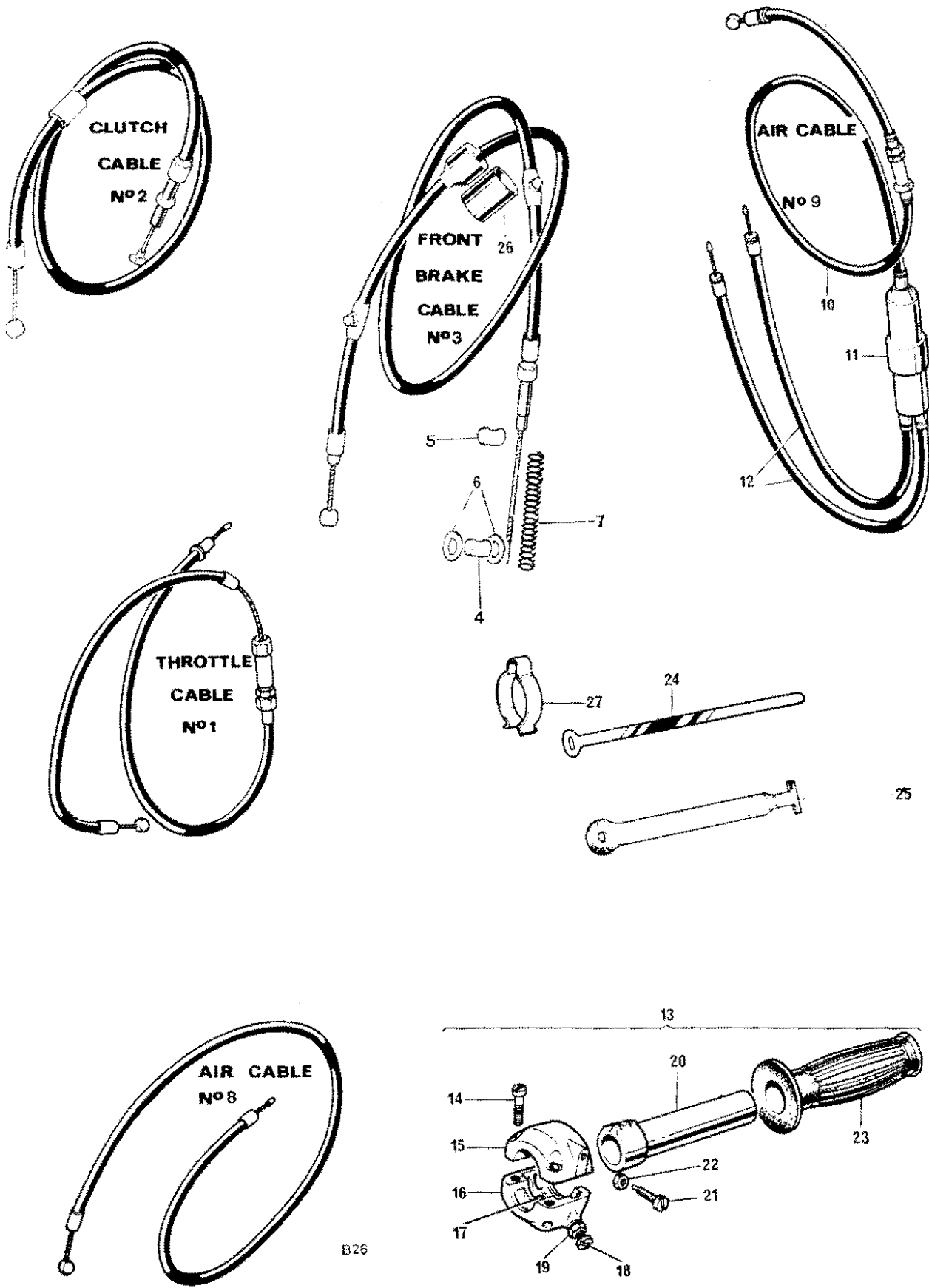


Fig. 30. CONTROL CABLES

## CONTROL CABLES

1	D1819	Throttle cable	...	...	...	...	...	...	2	T120R
1	D1806	Throttle cable	...	...	...	...	...	...	1	TR6C, TR6R
2	D3079	Clutch cable	...	...	...	...	...	...	1	
3	D3557	Front brake cable	...	...	...	...	...	...	1	
4	W3996	Bush—brake cable stop	...	...	...	...	...	...	1	
5	W3997	Bush—brake cable	...	...	...	...	...	...	1	
6	E12500	Washer	...	...	...	...	...	...	2	
7	W4014	Cable spring	...	...	...	...	...	...	1	
8	D1807	Air control cable	...	...	...	...	...	...	1	TR6C, TR6R
9	D3485	AIR CONTROL CABLE	...	...	...	...	...	...	1	T120R
10	D1818	Cable, lever to junction box	...	...	...	...	...	...	1	
11	244/104	Junction box (99-0341)	...	...	...	...	...	...	1	
12	D3486	Cable, junction box to carburetor	...	...	...	...	...	...	2	
13	313/13	TWIN ROTOR TWISTGRIP (99-0347)	...	...	...	...	...	...	1	T120R
14	18/084	Screw	...	...	...	...	...	...		Reference only
15	313/020	Body, top half	...	...	...	...	...	...		Reference only
16	313/021	BODY, BOTTOM HALF	...	...	...	...	...	...		Reference only
17	16/008	Friction spring	...	...	...	...	...	...		Reference only
18	210/007	Screw	...	...	...	...	...	...		Reference only
19	5/077	Nut	...	...	...	...	...	...		Reference only
20	313/004	Rotor	...	...	...	...	...	...		Reference only
21	210/008	Rotor stop screw	...	...	...	...	...	...		Reference only
22	5/077	Nut—rotor stop screw	...	...	...	...	...	...		Reference only
23	H2125	Grip	...	...	...	...	...	...	1	
24	D343/3	Cable clip	...	...	...	...	...	...	2	
25	D343/7	Cable clip	...	...	...	...	...	...	6	
26	H4112	Handlebar clip	...	...	...	...	...	...	4	
		LATER MODELS USE THE FOLLOWING:—								
3	D3815	Front brake cable	...	...	...	...	...	...	1	

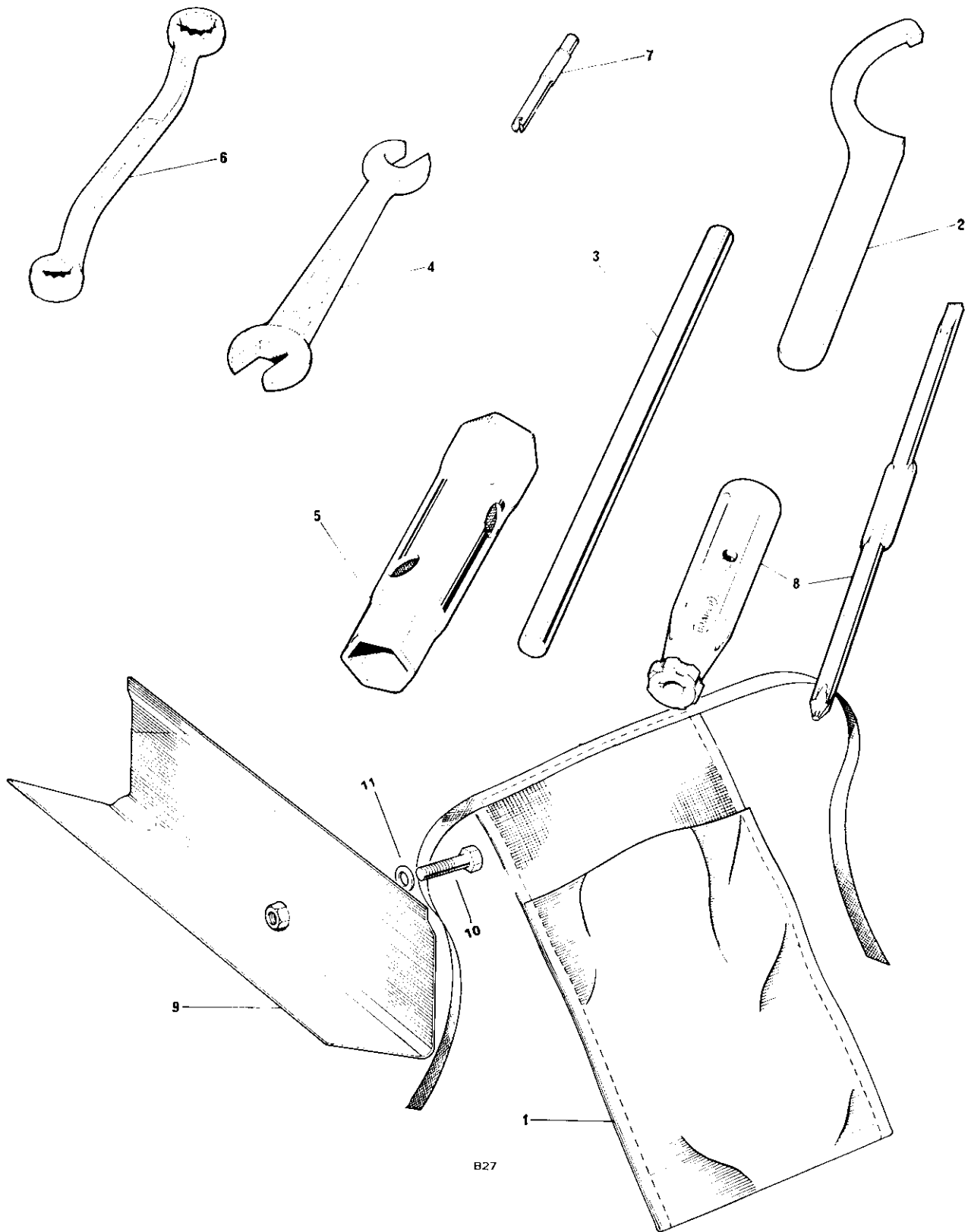
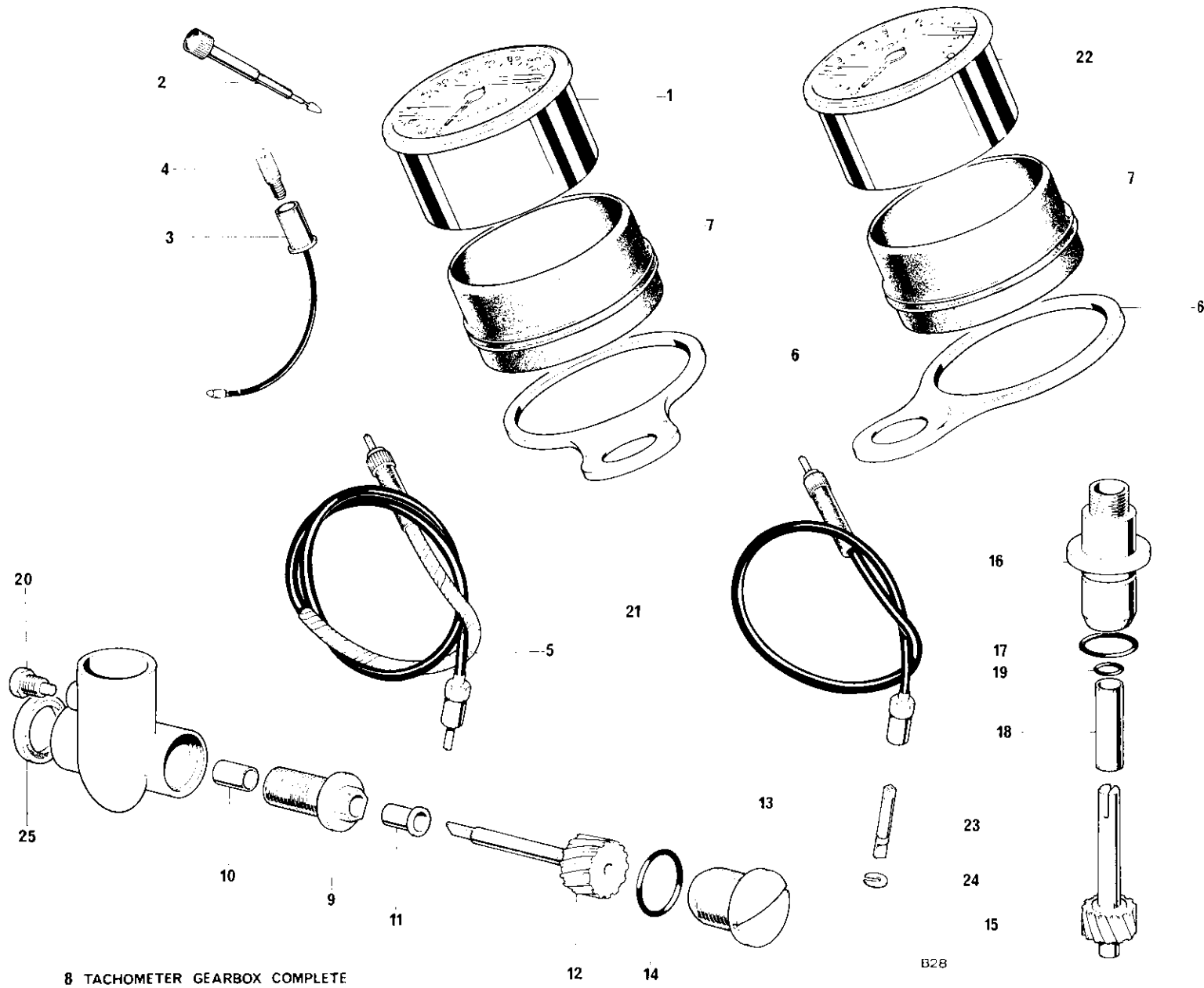


Fig. 31. TOOLKIT



**TOOLKIT**

	D2112	TOOLKIT COMPLETE	1	
1	D291	Tool roll ... ..	1	
2	D2184	Damper unit spanner ... ..	1	
3	D1911	Tommy bar ... ..	1	
4	D2084	Spanner—open ended ... ..	1	
5	D971	Box spanner ... ..	1	
6	D972	Ring spanner ... ..	1	
7	D974	Tyre valve key ... ..	1	
8	D767	Screw driver ... ..	1	
9	F13292	Tool tray ... ..	1	
10	14-0101	Bolt ... ..	1	
11	D2329	Washer ... ..	1	



8 TACHOMETER GEARBOX COMPLETE

Fig. 32. SPEEDOMETER AND TACHOMETER

B28

**SPEEDOMETER AND TACHOMETER**

Ref. No.	Part No.	DESCRIPTION	QUANTITY	REMARKS
1	SSM5007/00	Speedometer head (D2394) ... ..	1	
2	41-148-203-10	Trip control (99-0176)... ..	1	
3	54959626	Bulb holder ... ..	Reference only	
4	643	Bulb (3W. MES) ... ..	Reference only	
5	D3249	Speedometer cable ... ..	1	
6	H4026	Mounting bracket ... ..	1	TR6C, T120R, TR6R
			2	
7	D2600	Rubber cup ... ..	1	TR6C, T120R, TR6R
			2	
Not illus.	D2391	Washer ... ..	2 or 4	
8	E9331	TACHOMETER GEARBOX (E5758 Body)—L.H. thread	1	TR6R T120R
9	E9332	Securing screw—L.H. thread, U.N.	1	
10	Reference only	Bush ... ..	1	
11	Reference only	Flanged bush ... ..	1	
12	E5157	Driving gear ... ..	1	
13	E5759	End cap ... ..	1	
14	E6300	"O" ring ... ..	1	
15	E5578	Driven gear ... ..	1	
16	E12875	Driven gear housing ... ..	1	
17	E6299	"O" ring ... ..	1	
18	Reference only	Bush ... ..	1	
19	D3530	"O" ring ... ..	1	
20	E5881	Set screw ... ..	1	
21	D3282	Tachometer cable ... ..	1	
22	RSM3003/13	Tachometer (D2396) ... ..	1	
23	31-371-398	Spade (99-0173) ... ..	1	
24	D494	Circlip ... ..	1	
25	E7351	Sealing washer ... ..	1	
Not illus.	D546	Blanking plug (replaces tacho bulb holder) ... ..	1	

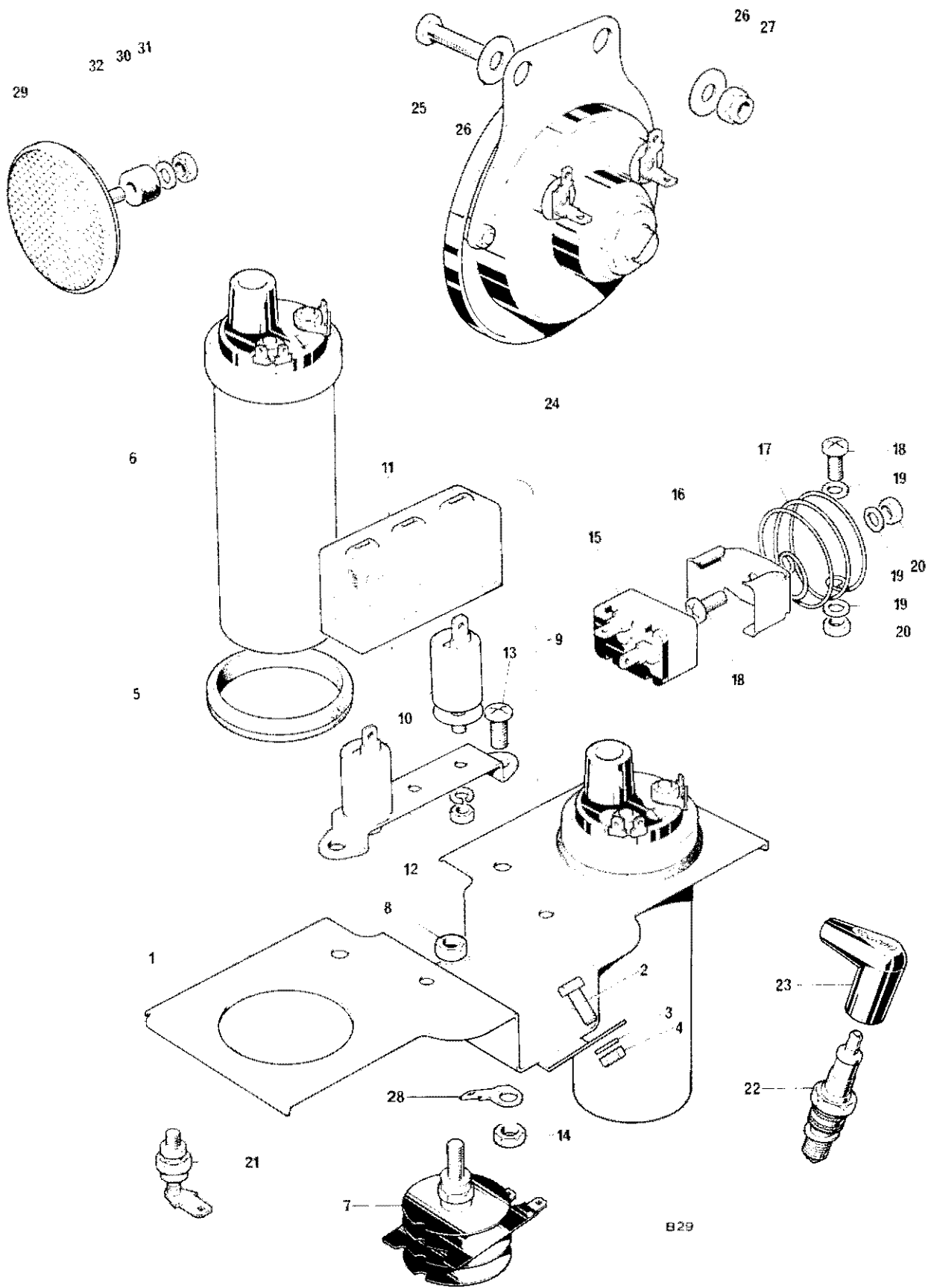


Fig. 33. COIL, CAPACITOR PACK, FLASHER UNIT, ZENER DIODE AND HORN

**COIL, CAPACITOR PACK, FLASHER UNIT, ZENER DIODE AND HORN**

Ref. No.	Part No.	Description	Quantity	Remarks
1	F12571	Mounting platform—electrical components...	1	
2	14-0101	Bolt	1	
3	D2329	Washer	1	} Platform to mudguard
4	14-1301	Nut	1	
5	F9561	Grommet—coil mounting	2	
6	45223	Ignition coil (17-M-12) (D2206)	2	
7	49072	Rectifier (99-0589)	1	
8	F5338	Nut	1	
9	47638	CAPACITOR PACK—2CP		Reference only
10	54420128	Capacitor (99-1043)	2	
11	54418528	Cover (99-0767)	1	
12	54418526	Base plate (99-1160)	1	
13	S2079	Screw	2	} Capacitor pack to platform
14	S778	Nut	2	
15	35048	Flasher unit (99-1201)	1	
16	54385091	Clip, flasher unit (99-1204)	1	
17	D3614	Spring	1	
18	S2079	Screw	2	} Flasher unit to platform
19	D2391	Washer	2	
20	S778	Nut	2	
21	49345	Zener Diode (99-0590)	1	
22	N3	Sparking plug		Reference only
23	D262	Plug cover (Champion WC200)	1	
24	70228	Horn—6H (99-1245)	1	
25	14-0103	Bolt	2	} Horn to frame
26	D2347	Washer	4	
27	14-1301	Nut	2	
28	54190038	Lucar blade terminal		Reference only
29	57183	Reflector-amber (99-1161)	2	
30	D2391	Washer	2	} Reflector mounting
31	F4717	Nut	2	
32	F13522	Mounting rubber	2	
Not illus.	D3161	Grommet (horn mounting)	2	

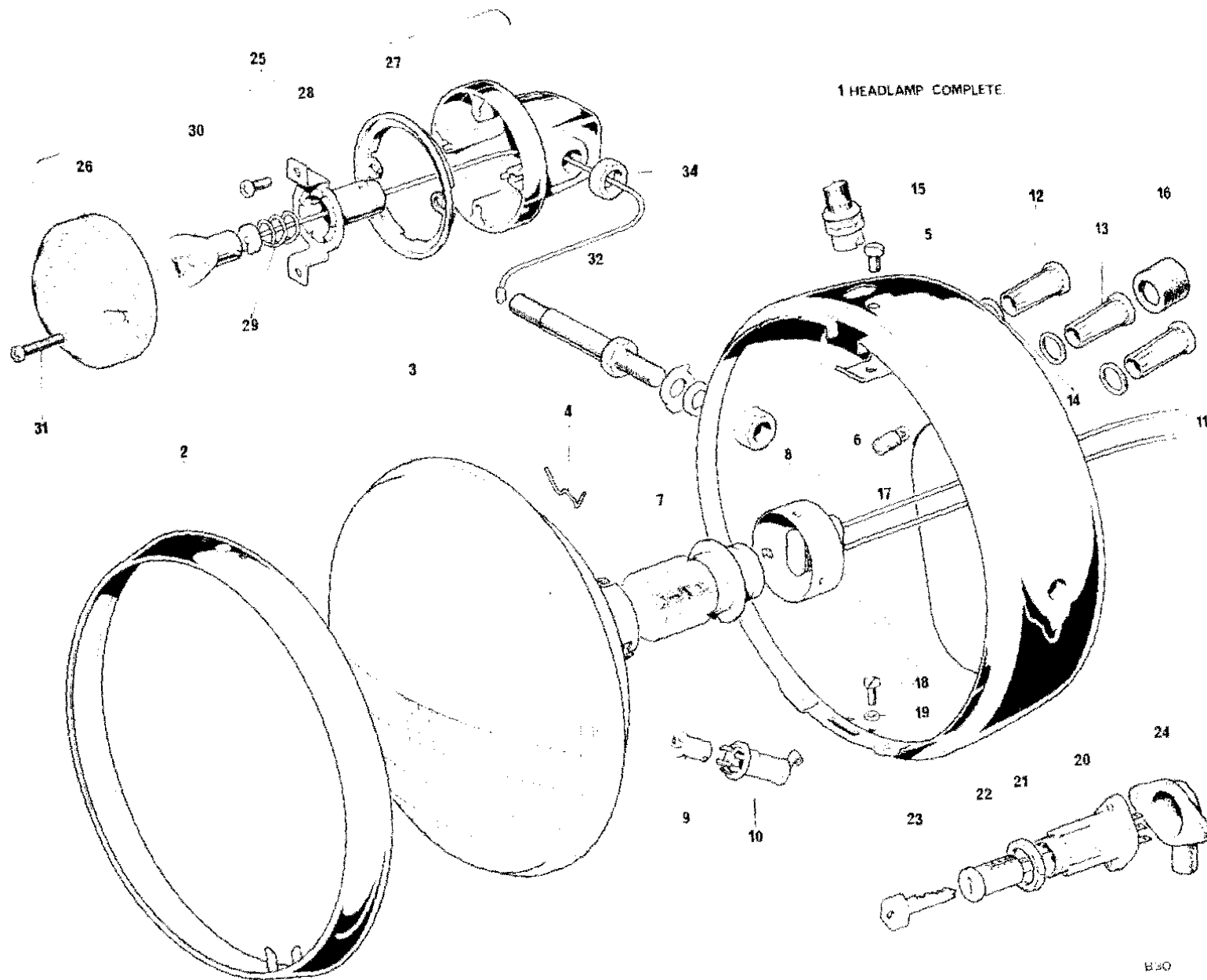


Fig 34. HEADLAMP AND FLASHER LAMPS

## HEADLAMP AND FLASHER LAMPS

Ref. No.	Part No.	DESCRIPTION	QUANTITY	REMARKS
1	60260	HEADLAMP COMPLETE MCH 69 (99-1221)	1	TR6R, T120R
2	553248	Rim (99-0692)	1	
3	516801	Light unit (99-1156)	1	
4	504665	Fixing wire (99-0683)	6	
5	144921	Screw		Reference only
6	534296	Plate		Reference only
7	370	Main bulb (45/35W) (99-1214)	1	
8	554602	Bulbholder		Reference only
9	989	Pilot bulb (99-0548)	1	
10	54573590	Pilot bulbholder (99-1213)	1	
11	54363454	Warning light (Red) (99-1208)	1	
12	54363455	Warning light (Green) (99-1209)	1	
13	54363453	Warning light (Amber) (99-1207)	1	
14	54140331	Sealing washer (99-1210)	3	
15	31276	Light switch (99-1211)	1	
16	54525212	Shield, warning light		Reference only
17	281	Bulb, warning light (99-0537)	3	
18	54115106	Screw, headlamp fixing (99-1223)	2	
19	143086	Washer, headlamp fixing (99-1224)	2	
Not illus.	54959629	Wiring harness (99-1222)	1	
20	39565	IGNITION SWITCH (TYPE 149 SA) (99-1200)	1	
21	54130041	Nut		Reference only
22	F6981	IGNITION LOCK C/W KEY	1	
23	D622	Key (state serial number)		As required
24	H2262	Cover, ignition switch	1	
25	56147	FLASHER LAMP (99-1190)	4	
26	54581638	Lens (99-1191)	1	
27	54580300	Gasket		Reference only
28	554548	Bulbholder		Reference only
29	473832	Interior assembly		Reference only
30	382	Bulb (99-1192)	1	
31	54123401	Screw (99-1193)	2	
32	60600092	Stanchion, flasher lamp (99-1246)	4	

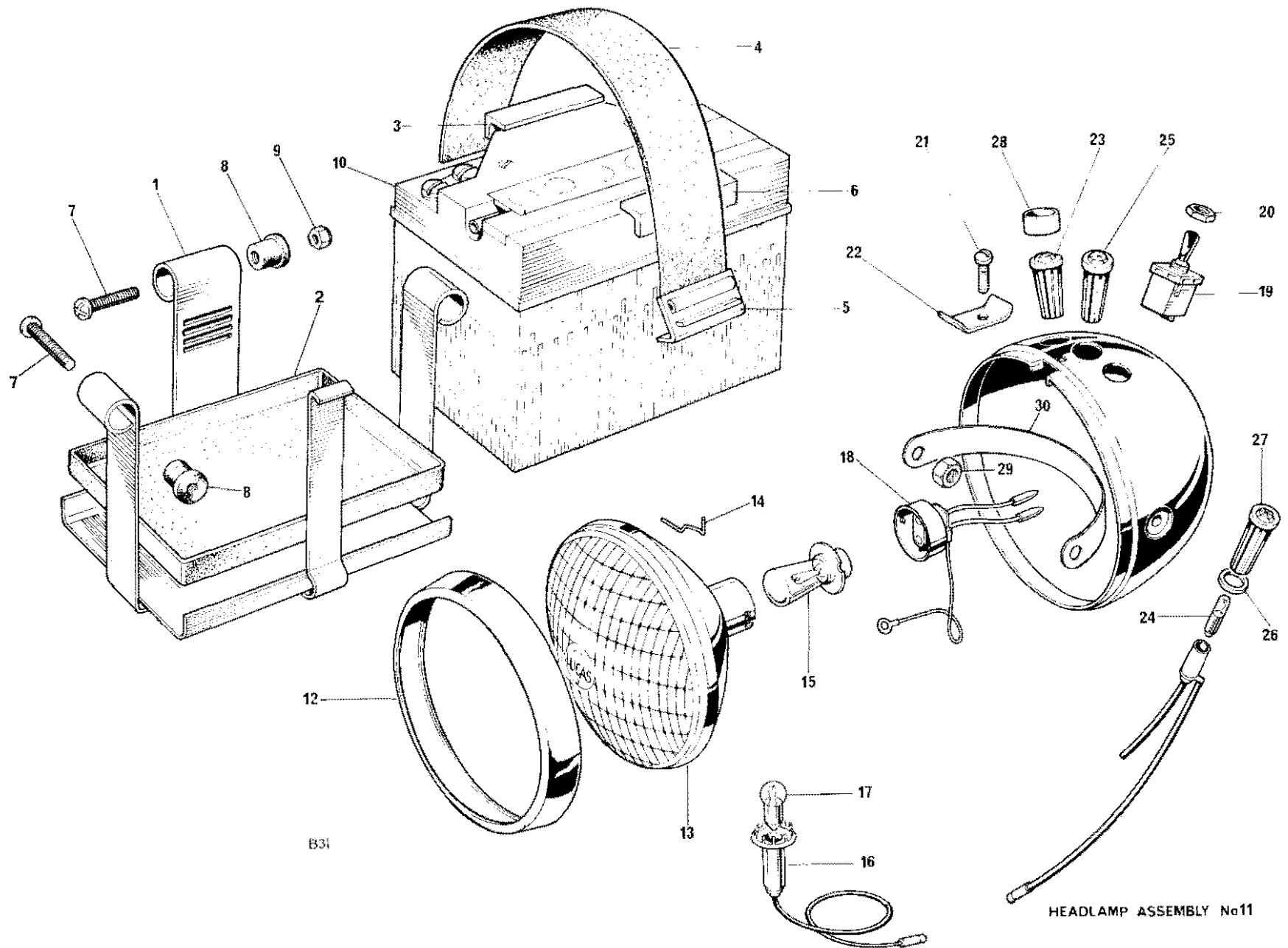


Fig. 35. BATTERY AND TR6C HEADLAMP



**BATTERY AND TR6C HEADLAMP**

Ref. No.	Part No.	Description	Quantity	Remarks
1	F12512	Battery carrier	1	
2	F8091	Carrier tray	1	
3	F8255	Protective strip	2	
4	F9353	Retaining strap	1	
5	F13849	Buckle	1	
6	F13295	Protective strip	11	
7	F12508	Shoulder screw	3	
8	F6039	Rubber bush	3	Battery carrier mounting
9	14-1301	Nut	1	
10	54027029	Battery—PUZ5A (99-0719)	1	
11	60262	HEADLAMP ASSEMBLY MCH 66 (99-1205)	1	
12	534343	Rim (99-0691)	1	
13	54525272	Light unit (99-1212)	1	
14	504665	Fixing wire (99-0683)	6	
15	370	Bulb (45/35W vertical dip, pre-focus 99-1214)	1	
16	54573590	Bulbholder, pilot (99-0695)	1	
17	989	Bulb (3W.M.C.C. 99-0548)	1	
18	554602	Adaptor c/w leads (99-1003)	2	
Not illus.	54115106	Screw, lamp fixing (99-1157)	2	
Not illus.	143086	Washer (99-1224)	2	
19	31272	Lighting switch (99-0563)	1	
20	153631	Nut for lighting switch		Reference only
21	144921	Screw		Reference only
22	534296	Plate (99-0690)	1	
23	54363454	Warning light, red (99-1208)	1	
24	281	Bulb (2W.BA75) (99-0537)	2	
25	54363455	Warning light, green (99-1209)	1	
26	54140331	Sealing washer (99-1210)	3	
27	54363453	Warning light amber (99-1207)	1	
28	54525212	Warning light shield		Reference only
29	14-0404	Nut	2	
30	H4247	Support bracket	1	

## STANDARD HARDWARE SPECIFICATION BOLTS

Part No.	Material	Thd. dia.	Length under head	Min. length of thread	Hexagon A.F.
21-1822	Steel	$\frac{5}{16}$ " UNF	$\frac{1}{2}$ "	$\frac{27}{64}$ "	0.500"
21-1910	"	$\frac{3}{8}$ " UNF	$\frac{13}{16}$ "	$\frac{13}{16}$ "	0.565"
21-1919	"	$\frac{5}{16}$ " UNC	$\frac{15}{8}$ "	$\frac{7}{8}$ "	0.500"
21-2010	"	$\frac{1}{4}$ " UNF	$\frac{13}{16}$ "	$\frac{3}{8}$ "	0.375"
14-0101	"	$\frac{1}{4}$ " UNF	$\frac{1}{2}$ "		0.438"
14-0102	"	$\frac{1}{4}$ " UNF	$\frac{5}{8}$ "		0.438"
14-0103	"	$\frac{1}{4}$ " UNF	$\frac{3}{4}$ "		0.438"
14-0113	"	$\frac{5}{16}$ " UNF	$\frac{5}{8}$ "		0.500"
14-0114	"	$\frac{5}{16}$ " UNF	$\frac{3}{4}$ "		0.500"
14-0115	"	$\frac{5}{16}$ " UNF	$\frac{7}{8}$ "		0.500"
14-0128	"	$\frac{3}{8}$ " UNF	1"		0.563"
14-0208	"	$\frac{1}{4}$ " UNF	$2\frac{1}{4}$ "	$\frac{3}{4}$ "	0.438"
14-0216	"	$\frac{5}{16}$ " UNF	$1\frac{1}{8}$ "	$\frac{7}{8}$ "	0.500"
14-0217	"	$\frac{5}{16}$ " UNF	$1\frac{1}{4}$ "	$\frac{7}{8}$ "	0.500"
14-0219	"	$\frac{5}{16}$ " UNF	$1\frac{1}{2}$ "	$\frac{7}{8}$ "	0.500"
14-0220	"	$\frac{5}{16}$ " UNF	$1\frac{3}{4}$ "	$\frac{7}{8}$ "	0.500"
14-0225	"	$\frac{5}{16}$ " UNF	3"	$\frac{7}{8}$ "	0.500"
14-0228	"	$\frac{5}{16}$ " UNF	4"	$\frac{7}{8}$ "	0.500"
14-0234	"	$\frac{3}{8}$ " UNF	$1\frac{3}{4}$ "	1"	0.563"
14-0236	"	$\frac{1}{2}$ " UNF	$2\frac{1}{4}$ "	1"	0.563"
14-0239	"	$\frac{3}{8}$ " UNF	3"	1"	0.563"
14-0240	"	$\frac{1}{2}$ " UNF	$3\frac{1}{4}$ "	1"	0.563"
14-0242	"	$\frac{3}{8}$ " UNF	4"	1"	0.563"
14-0251	"	$\frac{7}{16}$ " UNF	$2\frac{3}{4}$ "	$1\frac{1}{4}$ "	0.625"
14-6102	"	$\frac{1}{4}$ " UNC	$\frac{5}{8}$ "		0.438"
14-6115	"	$\frac{5}{16}$ " UNC	$\frac{7}{8}$ "		0.500"

### NUTS

Part No.	Material	Thd. dia.	Hexagon A.F.	Thickness	Remarks
21-0778	Steel	No. 10 UNF	0.375"	0.225"	Clevoloc
21-1852	"	$\frac{5}{16}$ " UNF	0.437"	0.330"	Philidas
21-1906	"	$\frac{1}{4}$ " UNF	0.348"	0.188"	Plain
21-1908	"	$\frac{5}{16}$ " UNF	0.438"	0.313"	Plain
21-1914	"	$\frac{3}{4}$ " UNEF	1.125"	0.250"	Plain
21-2012	"	$\frac{7}{8}$ " UNEF	1.313"	0.438"	Plain
21-2013	"	$\frac{3}{4}$ " UNEF	1.313"	0.313"	Plain
21-2014	"	$\frac{3}{4}$ " UNEF	1.313"	0.438"	Plain
14-0301	"	$\frac{1}{4}$ " UNF	0.438"	0.224"	Plain
14-0302	"	$\frac{5}{16}$ " UNF	0.500"	0.271"	Plain
14-0401	"	$\frac{1}{4}$ " UNF	0.438"	0.161"	Lock
14-0402	"	$\frac{5}{16}$ " UNF	0.500"	0.192"	Lock
14-0403	"	$\frac{3}{8}$ " UNF	0.563"	0.224"	Lock
14-0701	"	$\frac{1}{4}$ " UNF	0.438"	0.203"	Philidas
14-0702	"	$\frac{5}{16}$ " UNF	0.500"	0.246"	Philidas
14-0703	"	$\frac{3}{8}$ " UNF	0.563"	0.296"	Philidas
14-1201	"	$\frac{1}{4}$ " UNF	0.438"	0.285"	Stiffnut
14-1202	"	$\frac{5}{16}$ " UNF	0.500"	0.335"	Stiffnut
14-1301	"	$\frac{1}{4}$ " UNF	0.438"	0.245"	Stiffnut
14-1302	"	$\frac{5}{16}$ " UNF	0.500"	0.290"	Stiffnut
14-1303	"	$\frac{3}{8}$ " UNF	0.563"	0.320"	Stiffnut
14-1304	"	$\frac{7}{16}$ " UNF	0.688"	0.375"	Stiffnut
14-1305	"	$\frac{1}{2}$ " UNF	0.750"	0.435"	Stiffnut
14-1902	"	$\frac{5}{16}$ " UNF	0.500"	0.361"	Nyloc
14-1903	"	$\frac{3}{8}$ " UNF	0.563"	0.375"	Nyloc

## SCREWS

Part No.	Type of head	Material	Thd. dia.	Length under head	Type of drive
21-1916	Cheese head	Steel	$\frac{1}{4}$ " UNC	$1\frac{1}{8}$ "	Cross recess
21-1917	Cheese head	"	$\frac{1}{4}$ " UNC	$2\frac{3}{8}$ "	Cross recess
21-1918	Cheese head	"	$\frac{1}{4}$ " UNC	$2\frac{3}{8}$ "	Cross recess
21-1920	Hex. head	"	$\frac{1}{4}$ " UNC	$\frac{25}{64}$ "	
21-1929	Countersunk (82°)	"	$\frac{1}{4}$ " UNC	$1\frac{7}{32}$ "	Slot
21-2079	Cheese head	"	No. 10 UNF	$\frac{1}{2}$ "	Pozidrive
14-0604	Cheese head	"	$\frac{1}{4}$ " UNF	$\frac{1}{2}$ "	Cross recess
14-6505	Countersunk (82°)	"	$\frac{1}{4}$ " UNC	$\frac{7}{8}$ "	Cross recess
14-6607	Cheese head	"	$\frac{1}{4}$ " UNC	$\frac{7}{8}$ "	Cross recess
14-6608	Cheese head	"	$\frac{1}{4}$ " UNC	1"	Cross recess
14-6609	Cheese head	"	$\frac{1}{4}$ " UNC	$1\frac{1}{4}$ "	Cross recess
14-7019	Socket head	"	$\frac{5}{16}$ " UNC	$\frac{7}{8}$ "	Hex. socket
14-7024	Socket head	"	$\frac{5}{16}$ " UNC	2"	Hex. socket

## WASHERS—PLAIN

Part No.	Material	i/dia.	o/dia.	Thickness
60-4245	Steel	0.273"	0.563"	0.048"
60-4246	Steel	0.398"	0.750"	0.063"
60-4247	Steel	0.336"	0.625"	0.063"
37-2027	Steel	0.531"	1.031"	0.092"
60-4248	Steel	0.266"	0.469"	0.064"

## WASHERS—SPRING

Part No.	Material	i/dia.	o/dia.	o/a height	Thickness
60-4259	Spring Steel	$\frac{3}{8}$ " clearance	$\frac{19}{32}$ "	$\frac{7}{32}$ "	0.104"
60-4250	" "	$\frac{1}{4}$ " clearance	$\frac{13}{32}$ "	$\frac{1}{16}$ "	0.064"
60-3541	" "	$\frac{17}{32}$ "	$\frac{7}{8}$ "	$\frac{7}{32}$ "	0.040**
21-0648	" "	$\frac{5}{16}$ " clearance	$\frac{1}{2}$ "	$\frac{5}{32}$ "	0.080"

\*\* Double coil.